



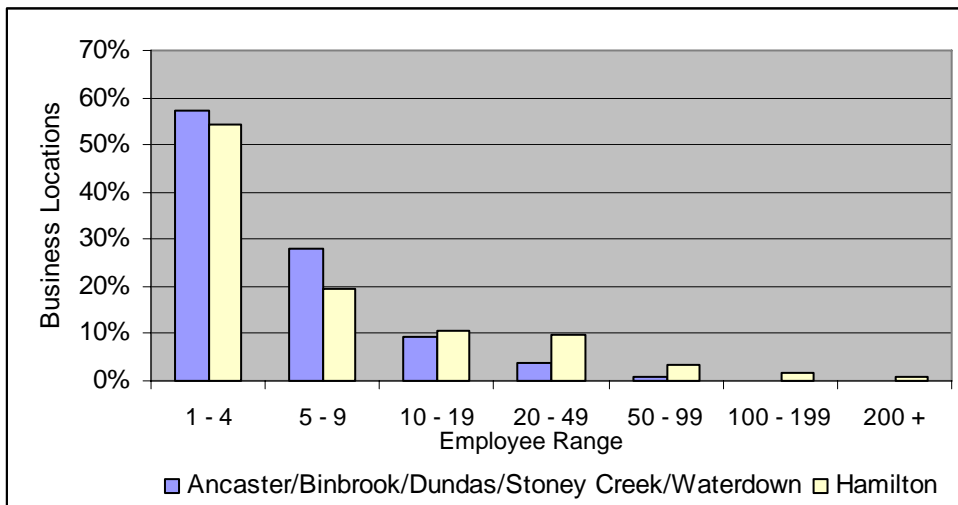
# INFORMATION UPDATE

<b>TO:</b> Mayor and Members General Issues Committee	<b>WARD(S) AFFECTED:</b> 2, 9, 11, 12, 13, 15
<b>DATE:</b> January 19, 2012	
<b>SUBJECT:</b> 2011 Downtown Employment Statistics (Wards 2, 9, 11, 12, 13, 15)	
<b>SUBMITTED BY:</b> Tim McCabe Planning and Economic Development Department	<b>SIGNATURE:</b>

Employment surveys were conducted in 2011 to compile the number of jobs in Hamilton's six (6) downtown areas, including Ancaster Village, Binbrook community core, Downtown Dundas, Downtown Hamilton, Downtown Stoney Creek and Downtown Waterdown.

The presence of small business in Hamilton's downtowns is highlighted in the table below, which indicates that over half of all business locations within Downtown Hamilton and the community downtowns have less than five (5) employees.

*Business Locations by Number of Employees*

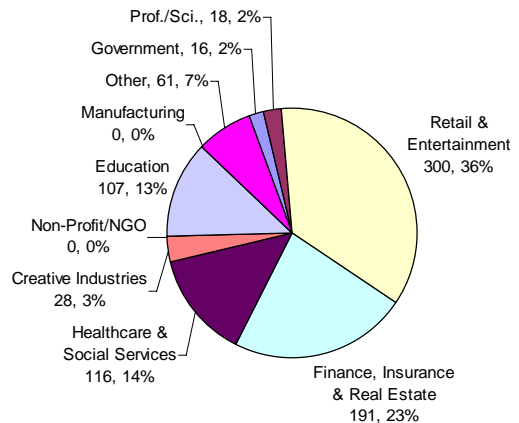
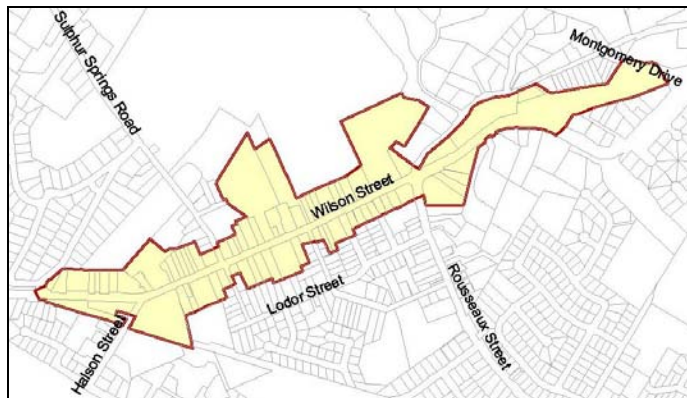


**SUBJECT: 2011 Downtown Employment Statistics (Wards 2, 9, 11, 12, 13, 15)**

*Ancaster Village*

There are 835 jobs at 105 locations within the Ancaster Village Community Improvement Project Area, generally along Wilson Street East from Dalley Drive to the Ancaster Old Mill. The majority is in the retail/entertainment and finance/insurance/real estate sectors.

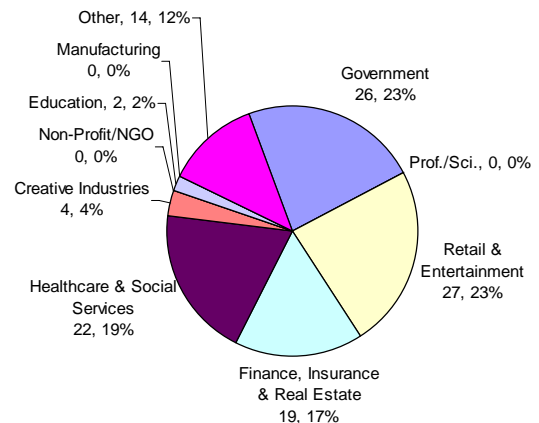
Locations	105
Jobs	835
Tenure	71% full time 28% part time 1% seasonal



*Binbrook Community Core*

There are 115 jobs in the Binbrook Community Improvement Project Area, at 23 locations. Over half of the jobs are in the retail/entertainment and government (i.e. library, post office, fire station) sectors.

Locations	23
Jobs	115
Tenure	61% full time 39% part time 0% seasonal

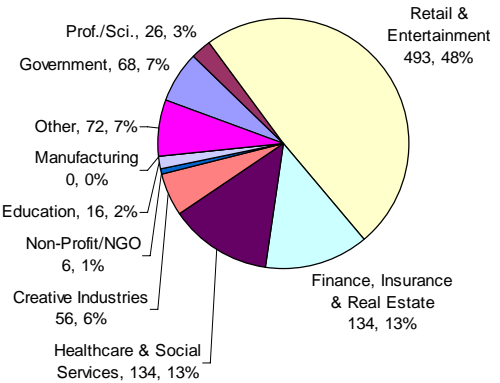


## SUBJECT: 2011 Downtown Employment Statistics (Wards 2, 9, 11, 12, 13, 15)

### Downtown Dundas

The Downtown Dundas Community Improvement Project Area has 168 locations accounting for 1,005 jobs. Nearly half of the jobs are in the retail/entertainment sector.

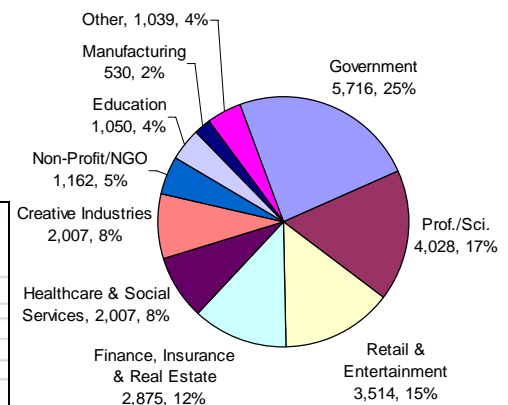
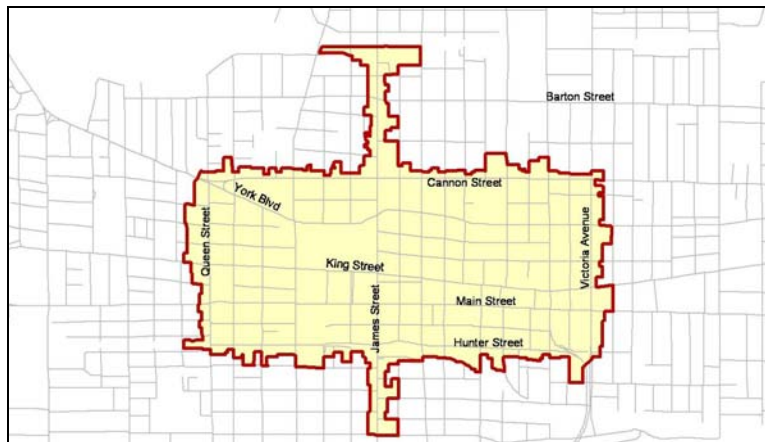
Locations	168
Jobs	1,005
Tenure	59% full time 40% part time 1% seasonal



### Downtown Hamilton

The 2011 Downtown Hamilton employment survey records 23,925 jobs at 1,574 locations within the Downtown Hamilton Urban Growth Centre. While one quarter (25%) of the jobs are held by government workers (federal, provincial and municipal, including police), the majority of employment is provided by the private sector.

Locations	1,574
Jobs	23,925
Tenure	76% full time 21% part time 3% seasonal



**SUBJECT: 2011 Downtown Employment Statistics (Wards 2, 9, 11, 12, 13, 15)**

*Downtown Hamilton Employment Growth*

Type	2010	2011	Change
Government	5,870	5,715	-155
Professional/Scientific	3,890	4,030	140
Retail & Entertainment	3,530	3,515	-15
Finance, Insurance & Real Estate	3,030	2,875	-155
Healthcare & Social Services	1,940	2,005	65
Creative Industries	1,685	2,005	320
Non-Profit/NGO	1,160	1,160	0
Education	885	1,050	165
Manufacturing	570	530	-40
Other	1,035	1,040	5
<b>Total</b>	<b>23,595</b>	<b>23,925</b>	<b>330</b>

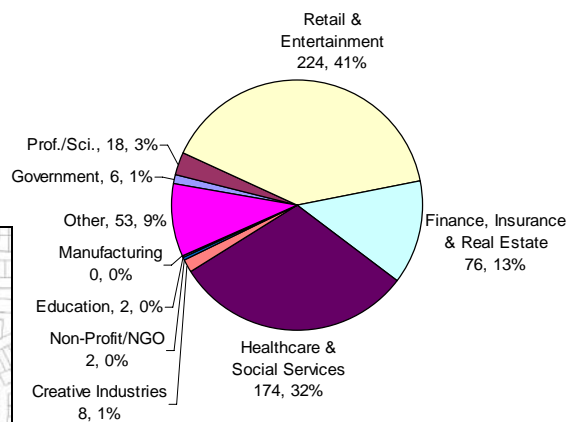
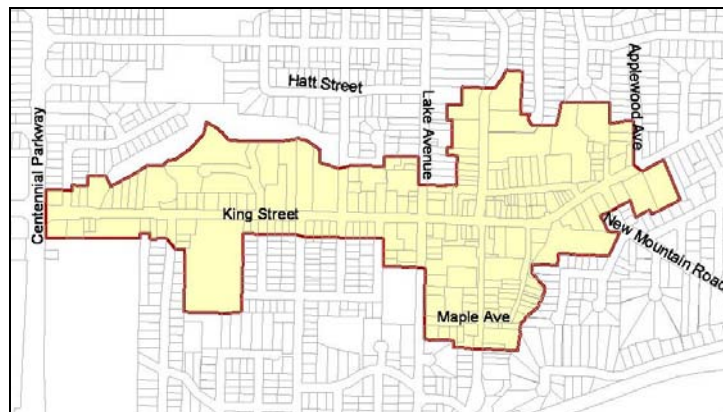
Note: The 2010 figures have been revised from the 23,400 total previously reported in order to account for some data that was inadvertently missed last year, enabling a year to year comparison.

This result accounts for a total increase of 330 jobs over the 2010 employment survey. The growth in the Creative Industries sector includes animation studios locating/expanding in the core, such as Pipeline Studios, Huminah Huminah, Chuck Gammage and Elliott Animation; the growth in education includes the National Academy of Health and Business, College Boreal, the existing McMaster Downtown Centre and the reopened Dr. J. Edgar Davey Public School.

*Downtown Stoney Creek*

There are 565 jobs in the Downtown Stoney Creek Community Improvement Project Area, at 107 locations. The retail/entertainment, finance/insurance/real estate, and health care/social service sector are well represented.

Locations	107
Jobs	565
Tenure	73% full time 26% part time 1% seasonal

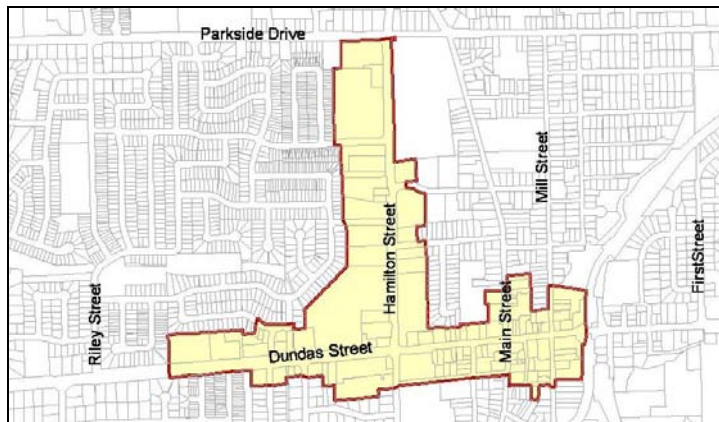
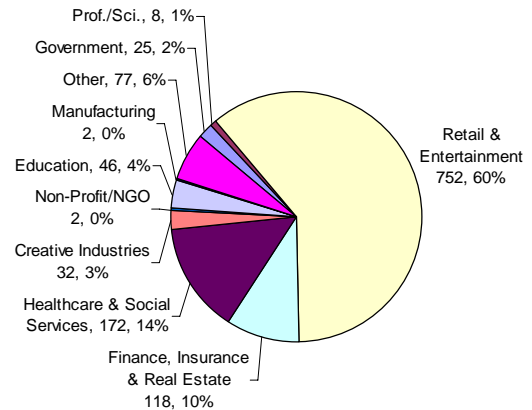


**SUBJECT: 2011 Downtown Employment Statistics (Wards 2, 9, 11, 12, 13, 15)**

*Downtown Waterdown*

The Downtown Waterdown Community Improvement Project Area has 186 locations accounting for 1,235 jobs. This area includes the historic business district along Dundas Street East between and properties along Hamilton Street North. The majority are in the retail/entertainment sector.

Locations	186
Jobs	1,235
Tenure	66% full time 33% part time 1% seasonal



*Future Surveys*

The Downtown employment survey was first conducted in Downtown Hamilton in 2010, and expanded to include the community downtowns in 2011. In the future, the Downtown employment survey will be conducted on an annual basis in all six (6) downtown areas, to track changing economic conditions and monitor the nature of employment and land use in the City’s downtown areas.

:aw