



Hamilton

City of Hamilton
Economic Development
Activity Report
August 2014

WARD 10

January 1, 2007 - July 31, 2014

HAMILTON
ECONOMIC
DEVELOPMENT



Introduction

This report is one in a series of 15 ward specific Economic Development Activity Reports for the City of Hamilton. Each report provides detailed information on building permit activity and estimated values between the period of January 1, 2007 and July 31, 2014 in the identified ward.

Information for this report was obtained from the City of Hamilton's Building Division in August, 2014. This report is meant to compliment the monthly and annual building permit reports prepared by the Building Division. Minor variances between numbers provided in prior published Building Permit Reports by the Building Division and those numbers published in these reports are due to building permit amendments made by the applicant after the Building Division reports were published.

Table of Contents

Report Section

City of Hamilton - Building Permit Statistics (2007 - 2014)	Page 1
Table: City of Hamilton - Annual Number of Building Permits Issued	
Chart: Total Number of Permits - City of Hamilton	
Table: City of Hamilton Annual Estimated Building Permit Values	
Chart: Total Estimated Value of Permits - City of Hamilton	
Annual Activity in the Ward	Page 2
Table: Annual Number of Building Permits Issued	
Chart: Total Number of Building Permits in the Ward	
Estimated Value of Annual Activity in the Ward	Page 3
Table: Annual Estimated Building Permit Values	
Chart: Total Value of Building Permits in the Ward	
Residential Permits in the Ward - Annual Statistics	Page 4
Table: Annual Residential Permit Statistics	
Chart: Total Number of Residential Permits	
Chart: Total Estimated Value of Residential Permits	
ICI Permits in the Ward - Annual Statistics	Page 5
Table: Annual Industrial, Commercial and Institutional (ICI) Permit Statistics	
Chart: Total Number of ICI Permits	
Chart: Total Estimated Value of ICI Permits	
Large Building Permits (\$300K or Greater) Since 2011	Page 6

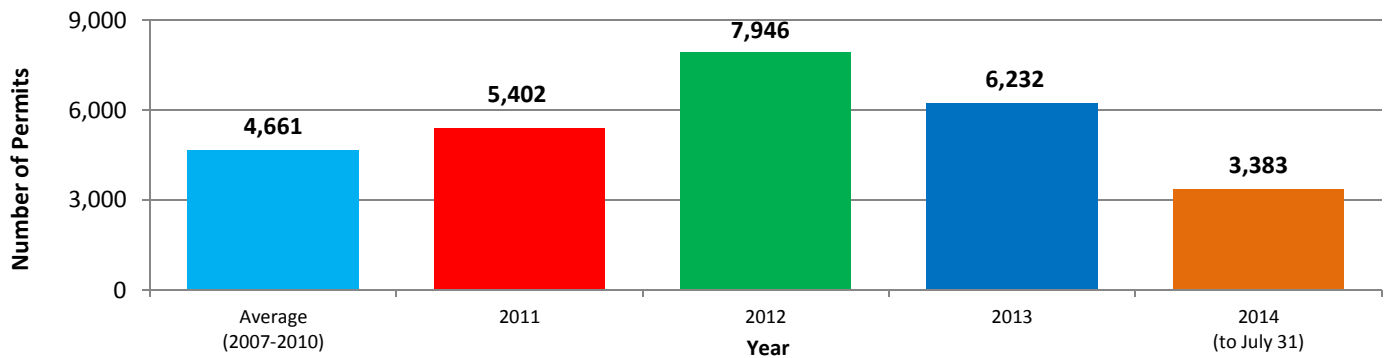
City of Hamilton - Building Permit Statistics (2007 - 2014)

City of Hamilton - Annual Number of Building Permits Issued

	2007	2008	2009	2010	2011	2012	2013	2014*
Residential	2,664	2,761	2,906	4,991	3,368	3,299	3,131	1,970
Commercial	414	409	426	493	597	593	687	346
Industrial	112	94	119	108	155	114	121	88
Institutional	112	87	137	154	139	165	165	77
Other	612	591	644	809	1,143	3,775	2,128	902
City Total	3,914	3,942	4,232	6,555	5,402	7,946	6,232	3,383

* Note: Information is from January 1, 2014 - July 31, 2014

Total Number of Permits - City of Hamilton

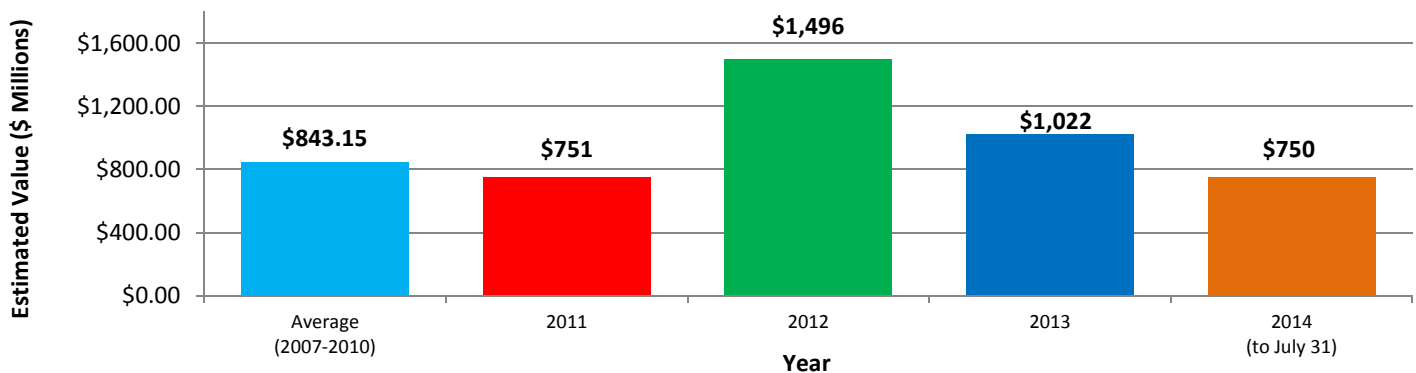


City of Hamilton Annual Estimated Building Permit Values

	2007	2008	2009	2010	2011	2012	2013	2014*
Residential	\$383,076,230	\$409,267,130	\$277,450,338	\$581,087,483	\$431,492,648	\$659,224,731	\$526,011,776	\$510,697,944
Commercial	\$121,500,840	\$138,925,985	\$194,409,100	\$160,843,510	\$120,380,067	\$199,323,506	\$257,054,262	\$139,281,539
Industrial	\$59,746,071	\$49,797,426	\$109,128,960	\$135,255,810	\$29,896,679	\$204,629,279	\$95,391,223	\$36,692,383
Institutional	\$210,195,020	\$206,838,954	\$85,770,282	\$187,637,078	\$152,368,726	\$406,642,636	\$120,149,181	\$51,199,576
Other	\$12,700,857	\$13,351,422	\$19,110,162	\$16,515,046	\$17,176,368	\$26,424,489	\$23,051,026	\$11,956,834
City Total	\$787,219,018	\$818,180,917	\$685,868,842	\$1,081,338,927	\$751,314,488	\$1,496,244,641	\$1,021,657,468	\$749,828,276

* Note: Information is from January 1, 2014 - July 31, 2014

Total Estimated Value of Permits - City of Hamilton



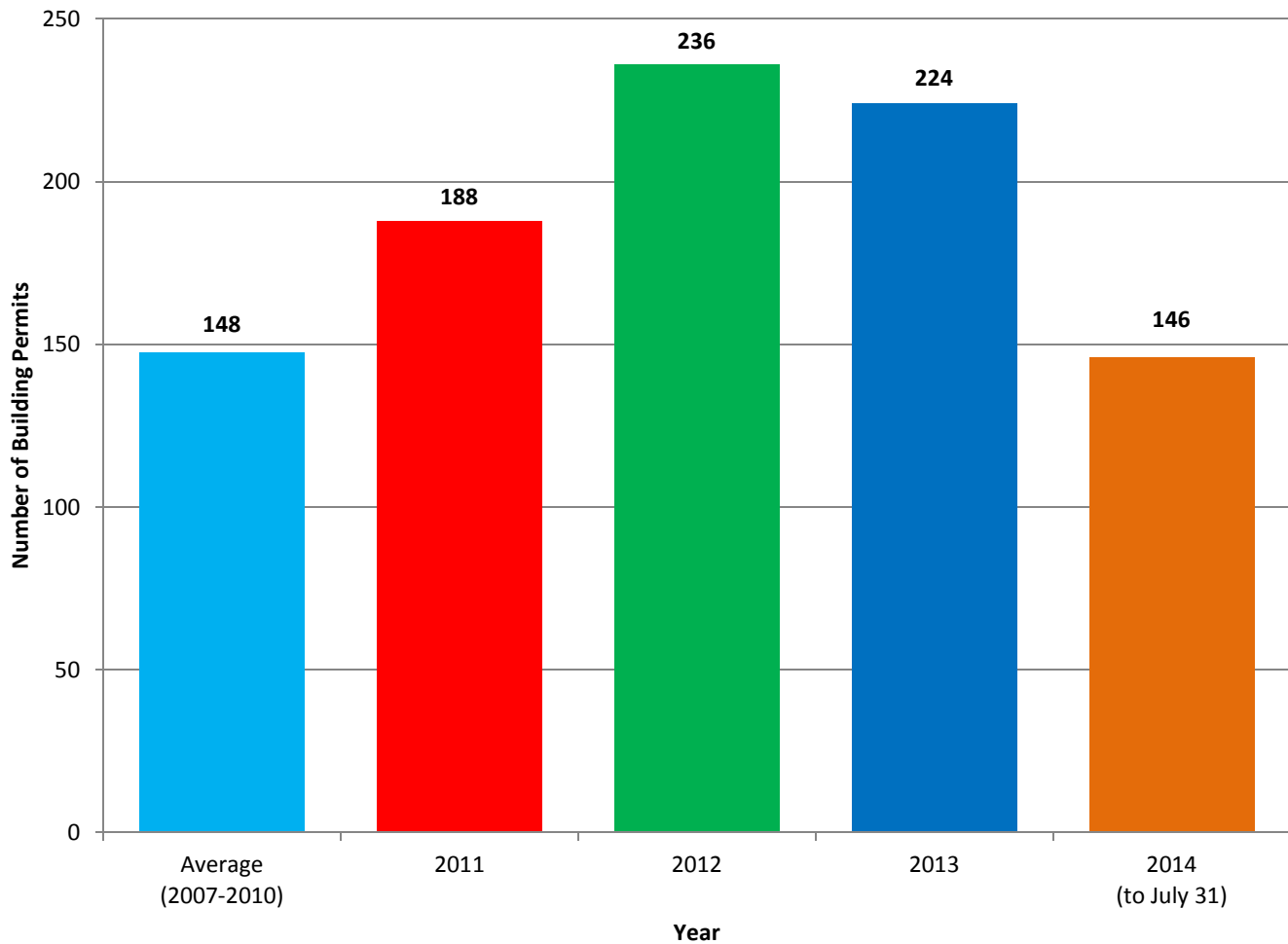
Annual Activity in the Ward

Annual Number of Building Permits Issued

	2007	2008	2009	2010	2011	2012	2013	2014*
Residential	80	58	100	177	110	88	85	80
Commercial	3	8	9	14	10	18	27	7
Industrial	17	12	6	8	15	13	10	4
Institutional	3	0	2	0	7	2	2	6
Ward Total	131	97	137	225	188	236	224	146
City Total	3,914	3,942	4,232	6,555	5,402	7,946	6,232	3,383
% of City Total	3.3%	2.5%	3.2%	3.4%	3.5%	3.0%	3.6%	4.3%

* Note: Information is from January 1, 2014 - July 31, 2014

Total Number of Building Permits in the Ward



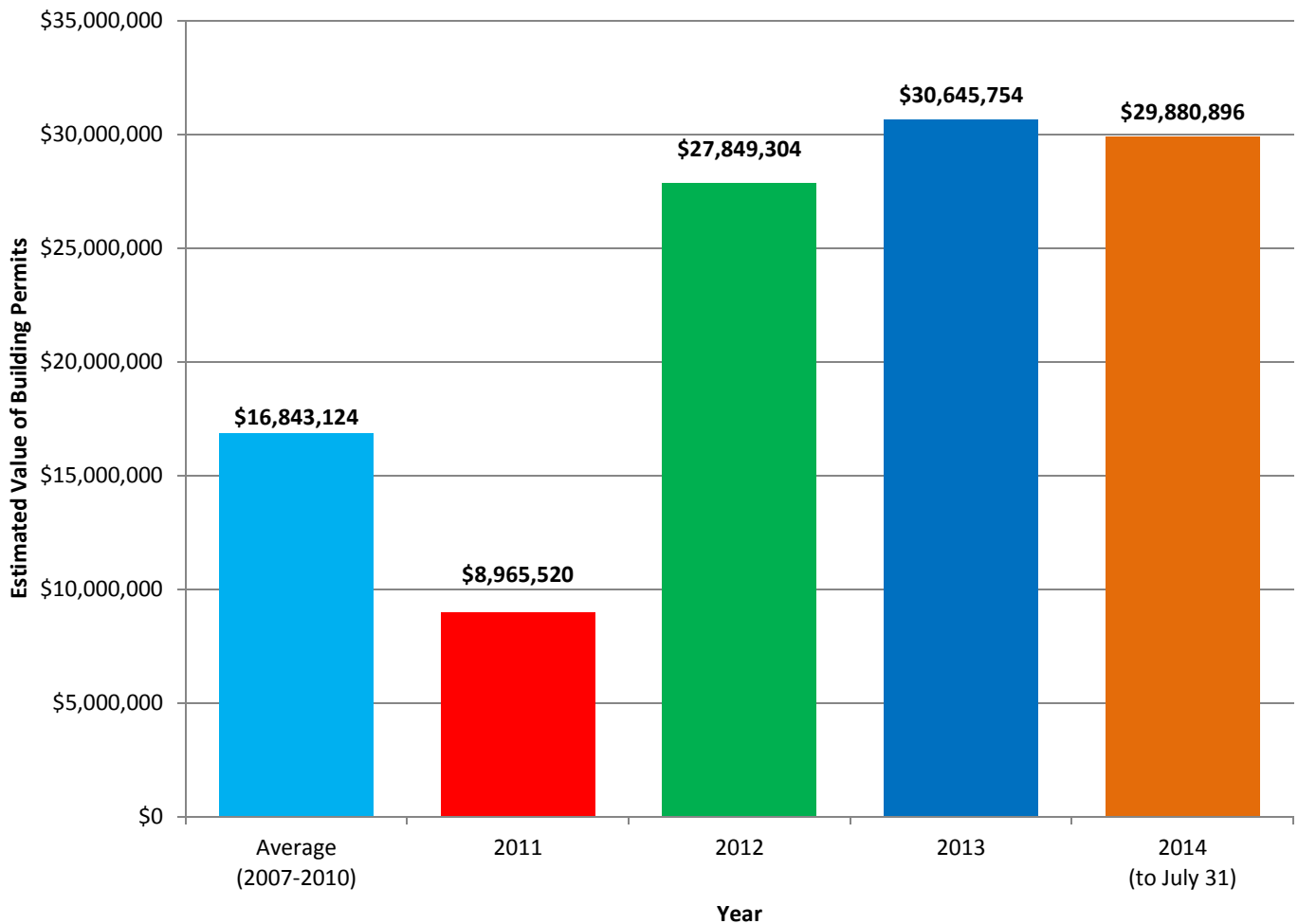
Estimated Value of Annual Activity in the Ward

Annual Estimated Building Permit Values

	2007	2008	2009	2010	2011	2012	2013	2014*
Residential	\$8,575,046	\$8,425,390	\$4,314,313	\$9,720,700	\$4,881,326	\$6,129,874	\$8,405,897	\$27,830,322
Commercial	\$555,000	\$987,500	\$3,971,000	\$1,431,150	\$1,480,885	\$17,863,400	\$11,789,200	\$184,350
Industrial	\$2,824,466	\$4,528,900	\$1,025,000	\$4,060,483	\$1,788,260	\$3,036,800	\$9,382,500	\$225,000
Institutional	\$13,007,500	\$0	\$3,254,600	\$0	\$558,000	\$365,900	\$575,000	\$1,339,739
Ward Total	\$25,167,412	\$14,061,590	\$12,773,163	\$15,370,333	\$8,965,520	\$27,849,304	\$30,645,754	\$29,880,896
City Total	\$787,219,018	\$818,180,917	\$685,868,842	\$1,081,338,927	\$751,314,488	\$1,496,244,641	\$1,021,657,468	\$749,828,276
% of City Total	3.2%	1.7%	1.9%	1.4%	1.2%	1.9%	3.0%	4.0%

* Note: Information is from January 1, 2014 - July 31, 2014

Total Value of Building Permits in the Ward



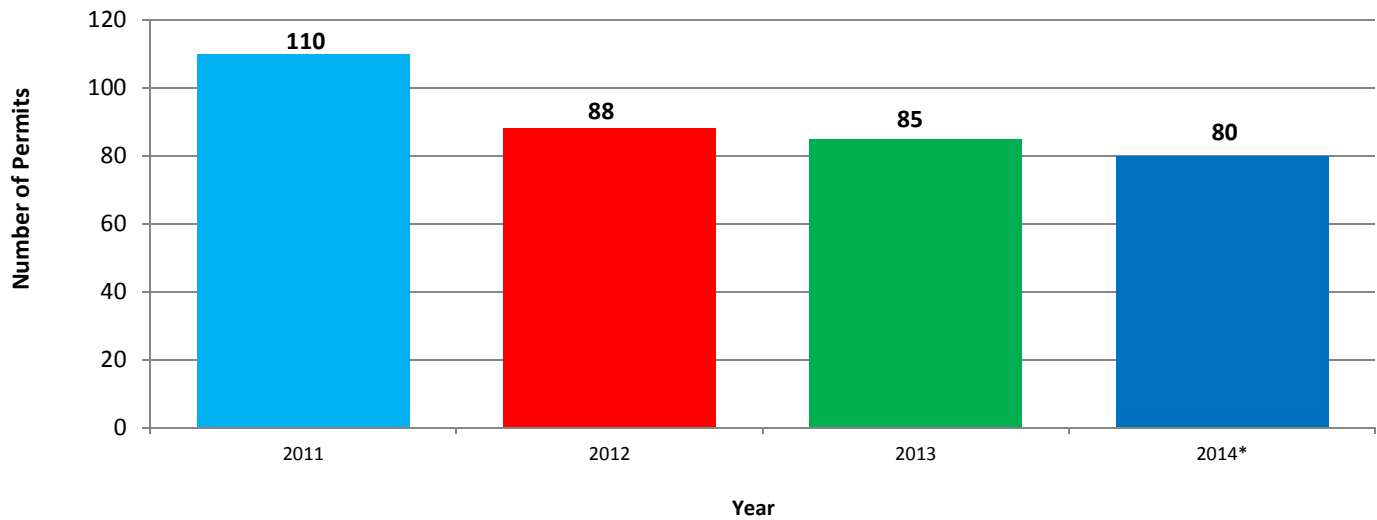
Residential Permits in the Ward - Annual Statistics

Annual Residential Permit Statistics

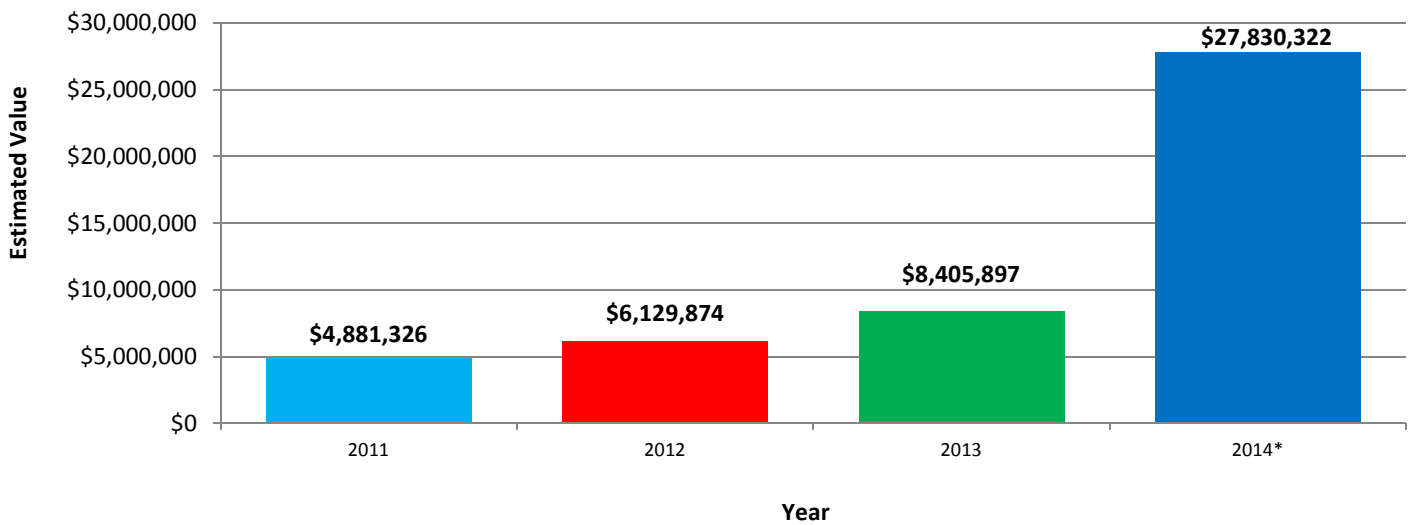
	2007	2008	2009	2010	2011	2012	2013	2014*
Permits Issued	80	58	100	177	110	88	85	80
Estimated Value	\$8,575,046	\$8,425,390	\$4,314,313	\$9,720,700	\$4,881,326	\$6,129,874	\$8,405,897	\$27,830,322

* Note: Information is from January 1, 2014 - July 31, 2014

Total Number of Residential Permits



Total Estimated Value of Residential Permits



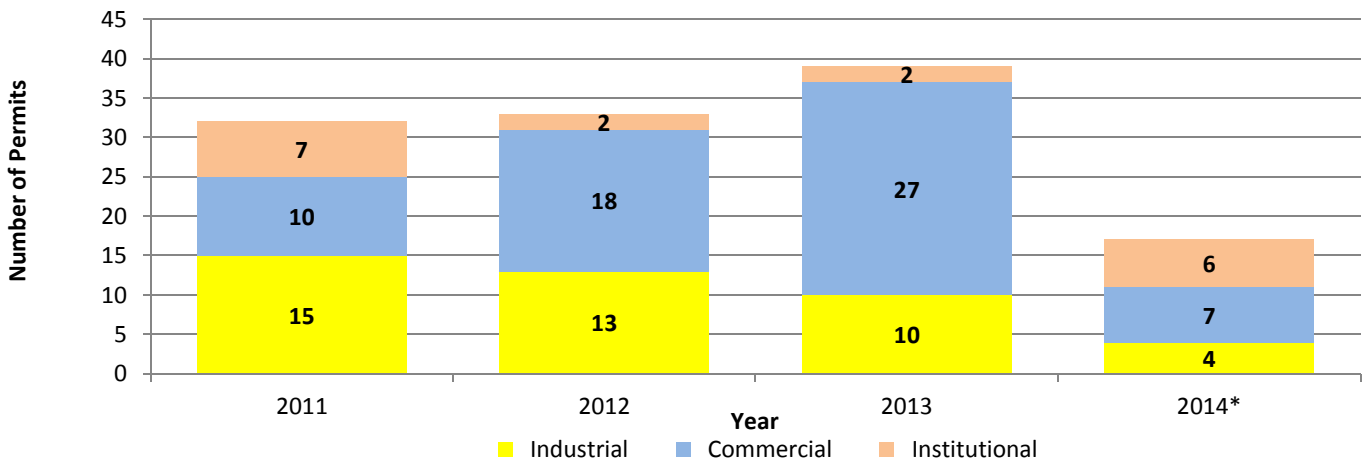
ICI Permits in the Ward - Annual Statistics

Annual Industrial, Commercial and Institutional (ICI) Permit Statistics

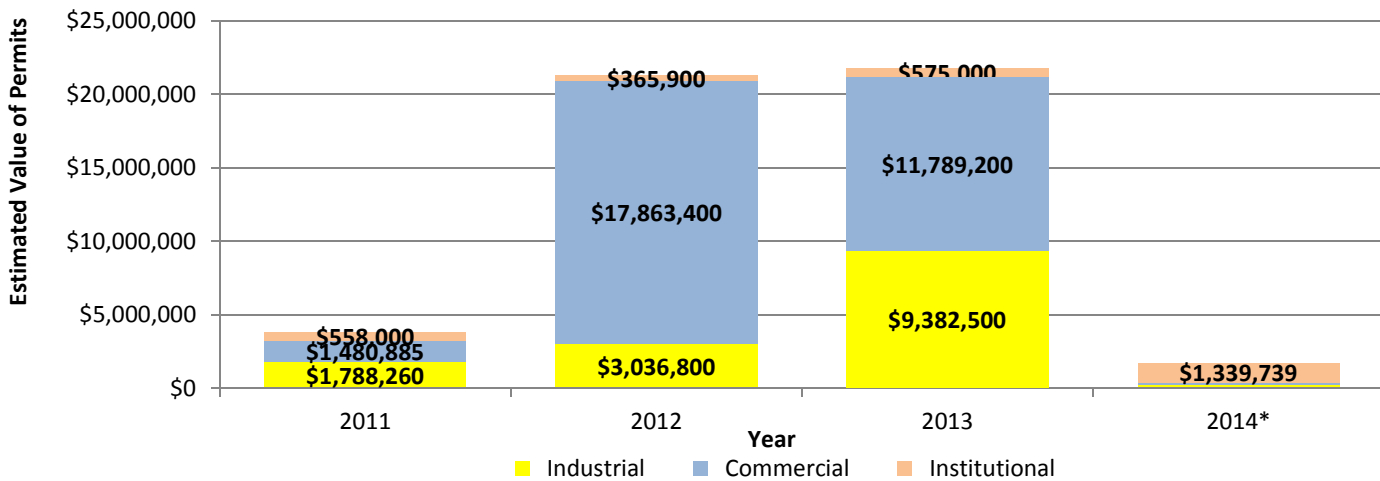
	2007	2008	2009	2010	2011	2012	2013	2014*
Permits Issued	23	20	17	22	32	33	39	17
Industrial	17	12	6	8	15	13	10	4
Commercial	3	8	9	14	10	18	27	7
Institutional	3	0	2	0	7	2	2	6
Estimated Value	\$16,386,966	\$5,516,400	\$8,250,600	\$5,491,633	\$3,827,145	\$21,266,100	\$21,746,700	\$1,749,089
Industrial	\$2,824,466	\$4,528,900	\$1,025,000	\$4,060,483	\$1,788,260	\$3,036,800	\$9,382,500	\$225,000
Commercial	\$555,000	\$987,500	\$3,971,000	\$1,431,150	\$1,480,885	\$17,863,400	\$11,789,200	\$184,350
Institutional	\$13,007,500	\$0	\$3,254,600	\$0	\$558,000	\$365,900	\$575,000	\$1,339,739

* Note: Information is from January 1, 2014 - July 31, 2014

Total Number of ICI Permits



Estimated Value of ICI Permits



Large Building Permits (\$300K or Greater) Since 2011

Address	Year Issued	Category	Building Type	Construction Type	Estimated Value
610 SOUTH SERVICE RD	2012	Commercial	Arenas	New Construction	\$10,000,000
319 HWY 8	2014	Residential	Apartments	New Construction	\$9,350,000
610 SOUTH SERVICE RD	2013	Commercial	Arenas	Addition (NR)	\$8,000,000
346 ARVIN AVE	2013	Industrial	Warehouses	New Construction	\$2,600,000
346 ARVIN AVE	2013	Industrial	Warehouses	New Construction	\$2,600,000
346 ARVIN AVE	2013	Industrial	Warehouses	New Construction	\$2,600,000
198 BARTON ST	2012	Commercial	Medical Offices	New Construction	\$2,200,000
610 SOUTH SERVICE RD	2013	Commercial	Arenas	Addition (NR)	\$2,000,000
315 FRUITLAND RD	2012	Industrial	Self-Service Storage Building	New Construction	\$2,000,000
202 BARTON ST	2012	Commercial	Churches	New Construction	\$1,944,000
331 FRUITLAND RD	2011	Industrial	Car Wash	New Construction	\$1,500,000
621 BARTON ST	2012	Commercial	Retail Complex/Plaza/Mall	New Construction	\$1,207,400
307 HWY 8	2012	Residential	Townhouses	New Construction	\$1,200,000
311 FRUITLAND RD	2012	Commercial	Retail Complex/Plaza/Mall	New Construction	\$1,000,000
16 SAXONY CRT	2014	Residential	Single Family Dwelling	New Construction	\$831,247
385 BARTON ST	2011	Commercial	Banks	Alteration	\$731,100
257 CARLA AVE	2012	Residential	Semi-Detached Dwelling	New Construction	\$702,000
301 FRANCES AVE	2013	Residential	Apartments	Repair	\$690,645
8 SAXONY CRT	2014	Residential	Single Family Dwelling	New Construction	\$666,817
423 MACINTOSH DR	2014	Residential	Single Family Dwelling	New Construction	\$658,897
481 BARTON ST	2014	Institutional	Schools, Post Secondary	Alteration	\$650,000
46 COMMUNITY AVE	2013	Industrial	Food Processing Plant	Addition (NR)	\$620,000
315 FRUITLAND RD	2012	Commercial	Service Building	New Construction	\$600,000
418 MACINTOSH DR	2014	Residential	Single Family Dwelling	New Construction	\$585,598
66 DEERHURST RD	2014	Residential	Single Family Dwelling	New Construction	\$570,000
31 SAXONY CRT	2014	Residential	Single Family Dwelling	New Construction	\$567,461
431 MACINTOSH DR	2014	Residential	Single Family Dwelling	New Construction	\$540,200
23 SAXONY CRT	2014	Residential	Single Family Dwelling	New Construction	\$537,300
475 MACINTOSH DR	2014	Residential	Single Family Dwelling	New Construction	\$532,830
427 MACINTOSH DR	2014	Residential	Single Family Dwelling	New Construction	\$520,788
18 MAPLE DR	2012	Residential	Single Family Dwelling	New Construction	\$520,000
27 SAXONY CRT	2014	Residential	Single Family Dwelling	New Construction	\$517,200
28 SAXONY CRT	2014	Residential	Single Family Dwelling	New Construction	\$506,160
200 DEWITT RD	2013	Institutional	High School	Alteration	\$500,000
560 SEAMAN ST	2013	Industrial	Bulk Storage Warehouse\Hazardous	Alteration	\$500,000
327 FRUITLAND RD	2011	Commercial	Restaurant > 30 People	New Construction	\$500,000
439 MACINTOSH DR	2014	Residential	Single Family Dwelling	New Construction	\$497,400
467 MACINTOSH DR	2014	Residential	Single Family Dwelling	New Construction	\$493,618
20 SAXONY CRT	2014	Residential	Single Family Dwelling	New Construction	\$476,000
127 MILLEN RD	2014	Residential	Single Family Dwelling	New Construction	\$450,700
68 DEERHURST RD	2014	Residential	Single Family Dwelling	New Construction	\$450,000
62 DURHAM RD	2013	Residential	Single Family Dwelling	New Construction	\$437,400
454 MACINTOSH DR	2014	Residential	Single Family Dwelling	New Construction	\$436,600
69 LAKEVIEW DR	2013	Residential	Single Family Dwelling	New Construction	\$434,775
7 SAXONY CRT	2014	Residential	Single Family Dwelling	New Construction	\$431,690
98 MILLEN RD	2014	Residential	Single Family Dwelling	New Construction	\$426,600

Address	Year Issued	Category	Building Type	Construction Type	Estimated Value
471 MACINTOSH DR	2014	Residential	Single Family Dwelling	New Construction	\$426,000
125 MARGARET AVE	2011	Residential	Single Family Dwelling	New Construction	\$413,000
12 SAXONY CRT	2014	Residential	Single Family Dwelling	New Construction	\$411,100
481 BARTON ST	2014	Institutional	Schools, Post Secondary	Alteration	\$400,000
263 BARTON ST	2013	Commercial	Clubs, Non Residential	Alteration	\$400,000
311 FRUITLAND RD	2013	Commercial	Dental Offices	Alteration	\$400,000
185 MARGARET AVE	2013	Residential	Single Family Dwelling	New Construction	\$400,000
361 RED OAK AVE	2013	Residential	Single Family Dwelling	New Construction	\$400,000
442 MILLEN RD	2012	Commercial	Offices	Alteration	\$400,000
311/2 WARWICK RD	2011	Residential	Single Family Dwelling	New Construction	\$400,000
31 WARWICK RD	2011	Residential	Single Family Dwelling	New Construction	\$399,000
259 DEWITT RD	2012	Residential	Single Family Dwelling	New Construction	\$396,000
415 MACINTOSH DR	2014	Residential	Single Family Dwelling	New Construction	\$383,600
235 MARGARET AVE	2014	Residential	Single Family Dwelling	New Construction	\$378,756
100 PINE DR	2011	Residential	Single Family Dwelling	New Construction	\$375,600
268 DEWITT RD	2014	Residential	Single Family Dwelling	New Construction	\$370,000
31 GUERNSEY DR	2013	Residential	Single Family Dwelling	New Construction	\$370,000
270 DEWITT RD	2014	Residential	Single Family Dwelling	New Construction	\$360,000
147 FEDERAL ST	2012	Residential	Single Family Dwelling	New Construction	\$359,400
83 CORMAN AVE	2014	Residential	Single Family Dwelling	New Construction	\$352,500
257 CARLA AVE	2013	Residential	Semi-Detached Dwelling	New Construction	\$351,000
42 MAPLE DR	2014	Residential	Single Family Dwelling	New Construction	\$350,000
455 MACINTOSH DR	2014	Residential	Single Family Dwelling	New Construction	\$342,000
133 MILLEN RD	2013	Residential	Single Family Dwelling	New Construction	\$340,800
367 RED OAK AVE	2014	Residential	Single Family Dwelling	New Construction	\$340,200
10 LAKEVIEW DR	2013	Residential	Single Family Dwelling	New Construction	\$340,000
32 SAXONY CRT	2014	Residential	Single Family Dwelling	New Construction	\$330,000
434 MACINTOSH DR	2014	Residential	Single Family Dwelling	New Construction	\$321,000
193 GRAY RD	2013	Residential	Single Family Dwelling	New Construction	\$320,000
359 RED OAK AVE	2013	Residential	Single Family Dwelling	New Construction	\$320,000
363 RED OAK AVE	2013	Residential	Single Family Dwelling	New Construction	\$320,000
43 DEERHURST RD	2012	Residential	Single Family Dwelling	New Construction	\$320,000
321/2 WARWICK RD	2013	Residential	Single Family Dwelling	New Construction	\$318,600
430 MACINTOSH DR	2014	Residential	Single Family Dwelling	New Construction	\$313,000
481 BARTON ST	2011	Institutional	Schools, Post Secondary	Alteration	\$313,000
32 WARWICK RD	2012	Residential	Single Family Dwelling	New Construction	\$311,880
393 MACINTOSH DR	2014	Residential	Single Family Dwelling	New Construction	\$310,000
96 HOMESIDE AVE	2012	Residential	Single Family Dwelling	New Construction	\$309,109
45 ROYCE AVE	2013	Residential	Single Family Dwelling	New Construction	\$308,300
186 MILLEN RD	2012	Residential	Single Family Dwelling	New Construction	\$307,200
389 FEDERAL ST	2013	Residential	Single Family Dwelling	New Construction	\$302,280
24 SAXONY CRT	2014	Residential	Single Family Dwelling	New Construction	\$300,000
3 SAXONY CRT	2014	Residential	Single Family Dwelling	New Construction	\$300,000
4 SAXONY CRT	2014	Residential	Single Family Dwelling	New Construction	\$300,000
443 MACINTOSH DR	2014	Residential	Single Family Dwelling	New Construction	\$300,000
450 MACINTOSH DR	2014	Residential	Single Family Dwelling	New Construction	\$300,000
365 RED OAK AVE	2013	Residential	Single Family Dwelling	New Construction	\$300,000
84 MARGARET AVE	2013	Residential	Single Family Dwelling	New Construction	\$300,000



Hamilton

Contact Information

Planning & Economic Development Department
Economic Development Division

Report Author: Graeme Brown, MBA, PMP

Phone: 905-546-2424 Ext. 2363

Email: graeme.brown@hamilton.ca

