



Hamilton

City of Hamilton  
Economic Development  
Activity Report  
August 2014

WARD 11

January 1, 2007 - July 31, 2014

HAMILTON  
ECONOMIC  
DEVELOPMENT



# Introduction

This report is one in a series of 15 ward specific Economic Development Activity Reports for the City of Hamilton. Each report provides detailed information on building permit activity and estimated values between the period of January 1, 2007 and July 31, 2014 in the identified ward.

Information for this report was obtained from the City of Hamilton's Building Division in August, 2014. This report is meant to compliment the monthly and annual building permit reports prepared by the Building Division. Minor variances between numbers provided in prior published Building Permit Reports by the Building Division and those numbers published in these reports are due to building permit amendments made by the applicant after the Building Division reports were published.

## Table of Contents

### Report Section

<b>City of Hamilton - Building Permit Statistics (2007 - 2014)</b>	<b>Page 1</b>
Table: City of Hamilton - Annual Number of Building Permits Issued	
Chart: Total Number of Permits - City of Hamilton	
Table: City of Hamilton Annual Estimated Building Permit Values	
Chart: Total Estimated Value of Permits - City of Hamilton	
<b>Annual Activity in the Ward</b>	<b>Page 2</b>
Table: Annual Number of Building Permits Issued	
Chart: Total Number of Building Permits in the Ward	
<b>Estimated Value of Annual Activity in the Ward</b>	<b>Page 3</b>
Table: Annual Estimated Building Permit Values	
Chart: Total Value of Building Permits in the Ward	
<b>Residential Permits in the Ward - Annual Statistics</b>	<b>Page 4</b>
Table: Annual Residential Permit Statistics	
Chart: Total Number of Residential Permits	
Chart: Total Estimated Value of Residential Permits	
<b>ICI Permits in the Ward - Annual Statistics</b>	<b>Page 5</b>
Table: Annual Industrial, Commercial and Institutional (ICI) Permit Statistics	
Chart: Total Number of ICI Permits	
Chart: Total Estimated Value of ICI Permits	
<b>Large Building Permits (\$400K or Greater) Since 2011</b>	<b>Page 6</b>

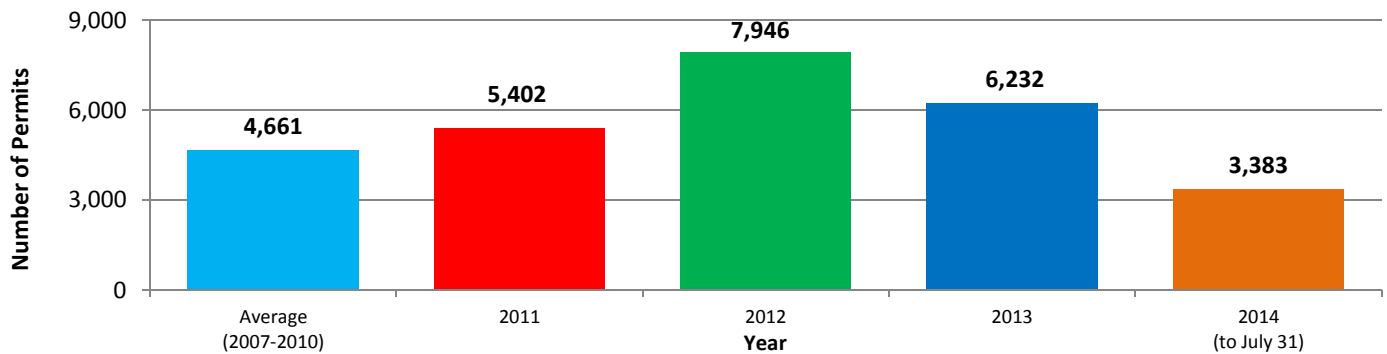
# City of Hamilton - Building Permit Statistics (2007 - 2014)

## City of Hamilton - Annual Number of Building Permits Issued

	2007	2008	2009	2010	2011	2012	2013	2014*
Residential	2,664	2,761	2,906	4,991	3,368	3,299	3,131	1,970
Commercial	414	409	426	493	597	593	687	346
Industrial	112	94	119	108	155	114	121	88
Institutional	112	87	137	154	139	165	165	77
Other	612	591	644	809	1,143	3,775	2,128	902
<b>City Total</b>	<b>3,914</b>	<b>3,942</b>	<b>4,232</b>	<b>6,555</b>	<b>5,402</b>	<b>7,946</b>	<b>6,232</b>	<b>3,383</b>

\* Note: Information is from January 1, 2014 - July 31, 2014

### Total Number of Permits - City of Hamilton

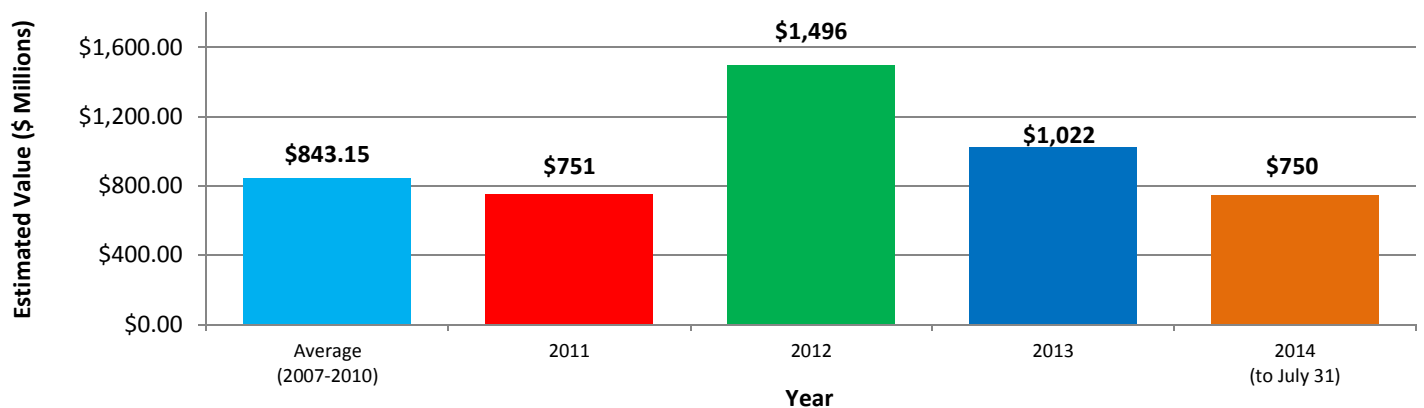


## City of Hamilton Annual Estimated Building Permit Values

	2007	2008	2009	2010	2011	2012	2013	2014*
Residential	\$383,076,230	\$409,267,130	\$277,450,338	\$581,087,483	\$431,492,648	\$659,224,731	\$526,011,776	\$510,697,944
Commercial	\$121,500,840	\$138,925,985	\$194,409,100	\$160,843,510	\$120,380,067	\$199,323,506	\$257,054,262	\$139,281,539
Industrial	\$59,746,071	\$49,797,426	\$109,128,960	\$135,255,810	\$29,896,679	\$204,629,279	\$95,391,223	\$36,692,383
Institutional	\$210,195,020	\$206,838,954	\$85,770,282	\$187,637,078	\$152,368,726	\$406,642,636	\$120,149,181	\$51,199,576
Other	\$12,700,857	\$13,351,422	\$19,110,162	\$16,515,046	\$17,176,368	\$26,424,489	\$23,051,026	\$11,956,834
<b>City Total</b>	<b>\$787,219,018</b>	<b>\$818,180,917</b>	<b>\$685,868,842</b>	<b>\$1,081,338,927</b>	<b>\$751,314,488</b>	<b>\$1,496,244,641</b>	<b>\$1,021,657,468</b>	<b>\$749,828,276</b>

\* Note: Information is from January 1, 2014 - July 31, 2014

### Total Estimated Value of Permits - City of Hamilton



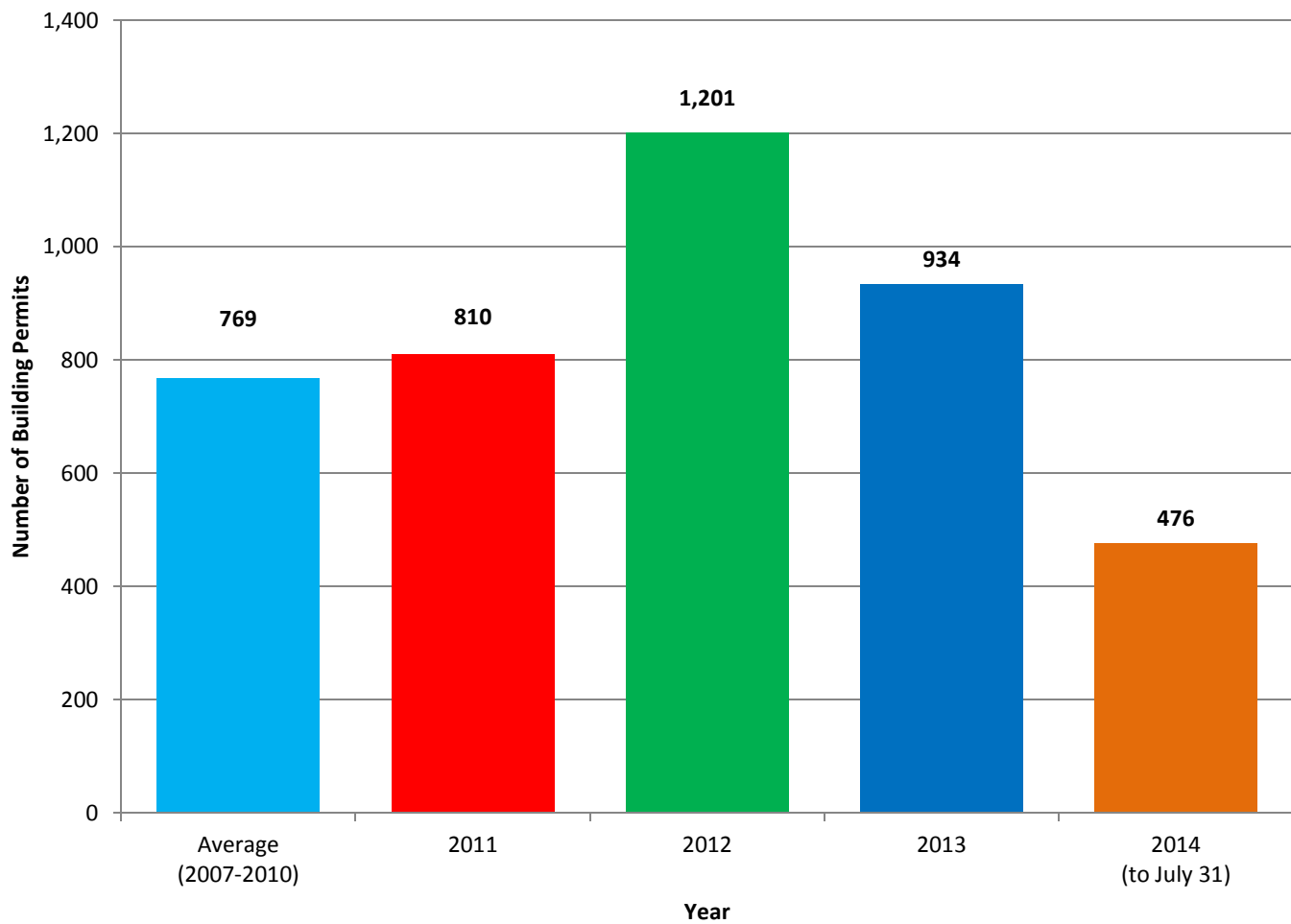
# Annual Activity in the Ward

## Annual Number of Building Permits Issued

	2007	2008	2009	2010	2011	2012	2013	2014*
Residential	773	654	411	633	647	642	614	338
Commercial	24	22	27	31	29	38	47	30
Industrial	21	14	17	17	13	25	15	14
Institutional	2	3	11	6	7	5	2	2
<b>Ward Total</b>	<b>929</b>	<b>780</b>	<b>546</b>	<b>821</b>	<b>810</b>	<b>1,201</b>	<b>934</b>	<b>476</b>
City Total	3,914	3,942	4,232	6,555	5,402	7,946	6,232	3,383
% of City Total	23.7%	19.8%	12.9%	12.5%	15.0%	15.1%	15.0%	14.1%

\* Note: Information is from January 1, 2014 - July 31, 2014

## Total Number of Building Permits in the Ward



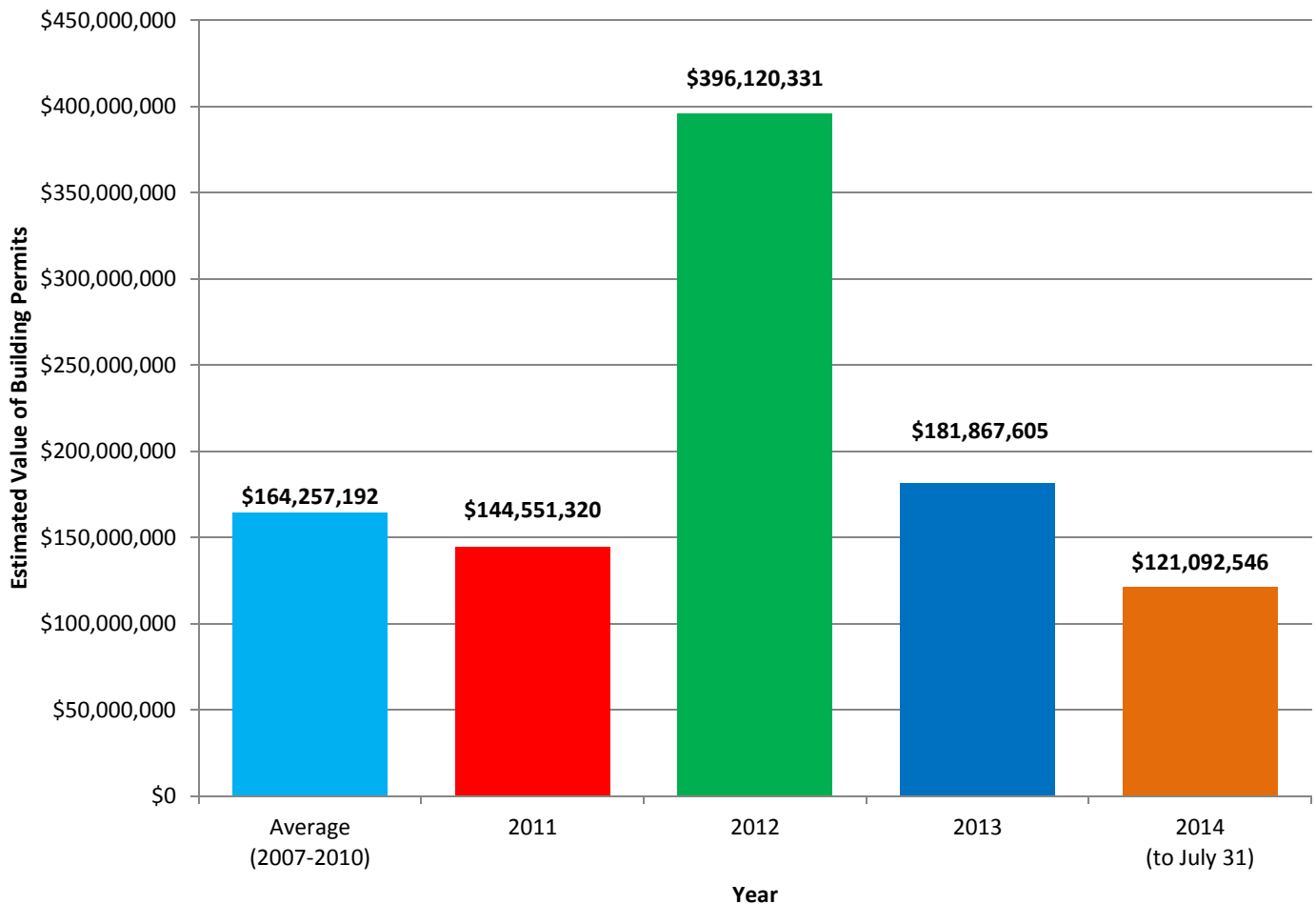
# Estimated Value of Annual Activity in the Ward

## Annual Estimated Building Permit Values

	2007	2008	2009	2010	2011	2012	2013	2014*
Residential	\$176,245,125	\$146,248,323	\$65,759,186	\$127,457,385	\$130,721,726	\$166,954,514	\$151,431,785	\$99,087,146
Commercial	\$7,810,820	\$4,822,200	\$3,195,084	\$19,753,860	\$7,807,200	\$30,986,600	\$10,775,423	\$14,980,860
Industrial	\$21,006,500	\$1,755,808	\$4,664,000	\$36,065,913	\$1,611,200	\$159,165,400	\$17,545,283	\$5,837,950
Institutional	\$42,000	\$1,190,000	\$11,417,000	\$22,148,500	\$1,795,000	\$36,908,770	\$251,500	\$118,000
<b>Ward Total</b>	<b>\$207,228,106</b>	<b>\$155,439,822</b>	<b>\$86,726,871</b>	<b>\$207,633,970</b>	<b>\$144,551,320</b>	<b>\$396,120,331</b>	<b>\$181,867,605</b>	<b>\$121,092,546</b>
City Total	\$787,219,018	\$818,180,917	\$685,868,842	\$1,081,338,927	\$751,314,488	\$1,496,244,641	\$1,021,657,468	\$749,828,276
% of City Total	26.3%	19.0%	12.6%	19.2%	19.2%	26.5%	17.8%	16.1%

\* Note: Information is from January 1, 2014 - July 31, 2014

## Total Value of Building Permits in the Ward



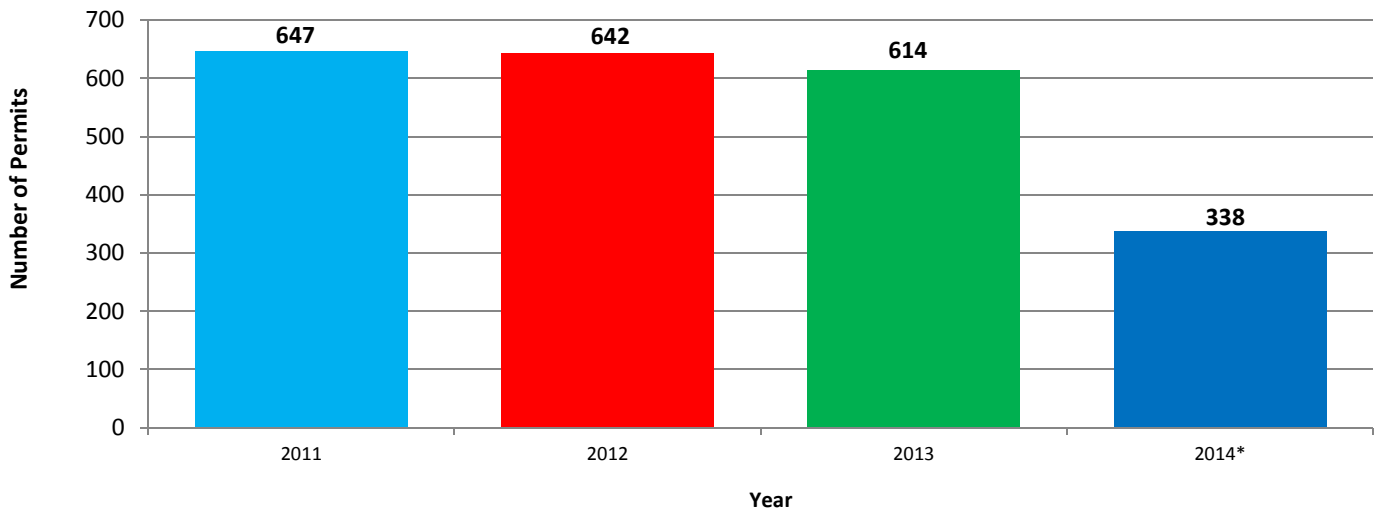
# Residential Permits in the Ward - Annual Statistics

## Annual Residential Permit Statistics

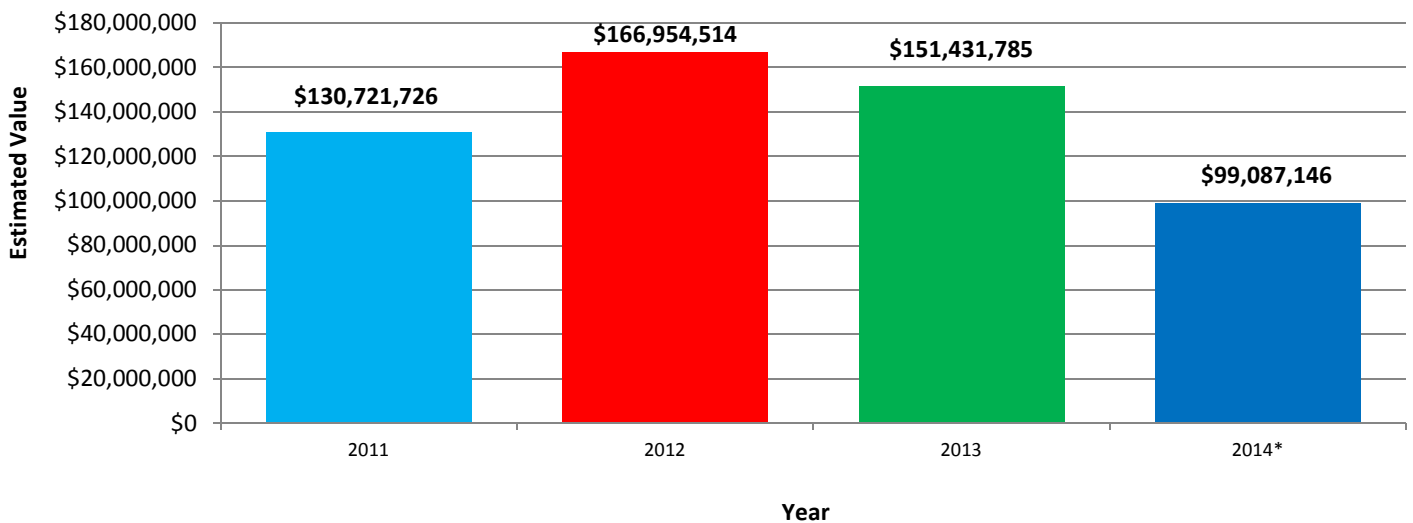
	2007	2008	2009	2010	2011	2012	2013	2014*
Permits Issued	773	654	411	633	647	642	614	338
Estimated Value	\$176,245,125	\$146,248,323	\$65,759,186	\$127,457,385	\$130,721,726	\$166,954,514	\$151,431,785	\$99,087,146

\* Note: Information is from January 1, 2014 - July 31, 2014

### Total Number of Residential Permits



### Total Estimated Value of Residential Permits



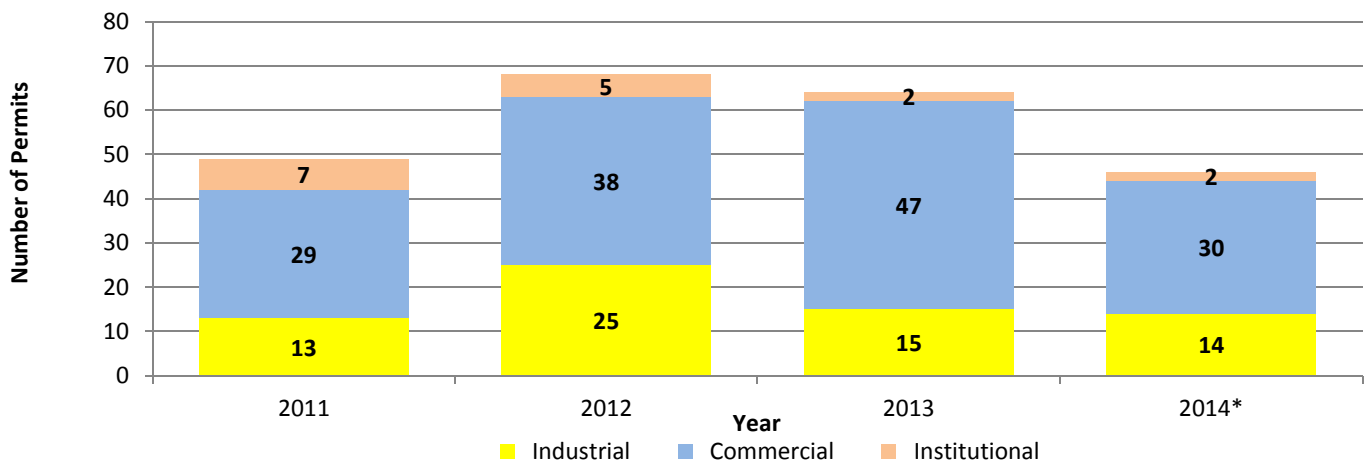
# ICI Permits in the Ward - Annual Statistics

## Annual Industrial, Commercial and Institutional (ICI) Permit Statistics

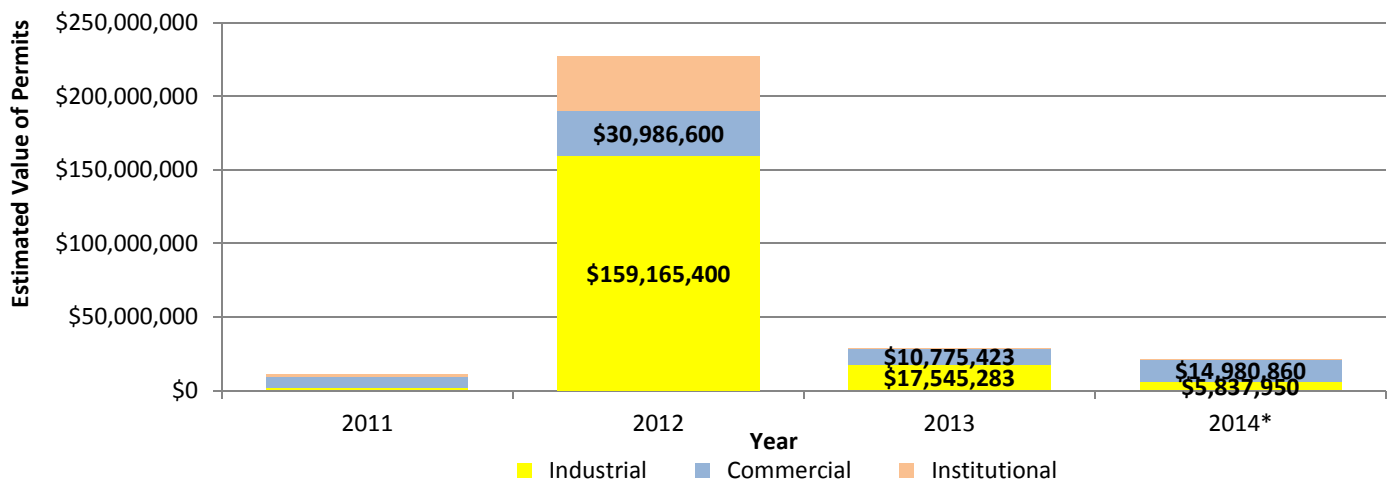
	2007	2008	2009	2010	2011	2012	2013	2014*
Permits Issued	47	39	55	54	49	68	64	46
Industrial	21	14	17	17	13	25	15	14
Commercial	24	22	27	31	29	38	47	30
Institutional	2	3	11	6	7	5	2	2
Estimated Value	\$28,859,320	\$7,768,008	\$19,276,084	\$77,968,273	\$11,213,400	\$227,060,770	\$28,572,206	\$20,936,810
Industrial	\$21,006,500	\$1,755,808	\$4,664,000	\$36,065,913	\$1,611,200	\$159,165,400	\$17,545,283	\$5,837,950
Commercial	\$7,810,820	\$4,822,200	\$3,195,084	\$19,753,860	\$7,807,200	\$30,986,600	\$10,775,423	\$14,980,860
Institutional	\$42,000	\$1,190,000	\$11,417,000	\$22,148,500	\$1,795,000	\$36,908,770	\$251,500	\$118,000

\* Note: Information is from January 1, 2014 - July 31, 2014

### Total Number of ICI Permits



### Estimated Value of ICI Permits



# Large Building Permits (\$400K or Greater) Since 2011

Address	Year Issued	Category	Building Type	Construction Type	Estimated Value
440 GLOVER RD	2012	Industrial	Food Processing Plant	New Construction	\$42,607,500
440 GLOVER RD	2012	Industrial	Food Processing Plant	New Construction	\$42,607,500
1824 RYMAL RD E	2012	Institutional	High School	New Construction	\$36,000,000
918 SOUTH SERVICE RD	2012	Commercial	Offices	New Construction	\$21,000,000
440 GLOVER RD	2012	Industrial	Food Processing Plant	Alteration	\$20,930,000
440 GLOVER RD	2012	Industrial	Food Processing Plant	New Construction	\$13,455,000
440 GLOVER RD	2012	Industrial	Food Processing Plant	New Construction	\$13,455,000
571 GLOVER RD	2012	Industrial	Bulk Storage Warehouse\Hazardous	Foundation	\$12,600,000
571 GLOVER RD	2013	Industrial	Warehouses	New Construction	\$12,000,000
1361 BARTON ST	2014	Commercial	Elementary School	New Construction	\$11,000,000
1256 ARVIN AVE	2014	Industrial	Plant for Manufacturing	New Construction	\$3,187,800
440 GLOVER RD	2012	Industrial	Food Processing Plant	New Construction	\$2,500,000
970 SOUTH SERVICE RD	2013	Commercial	Offices	New Construction	\$2,400,000
2525 REGIONAL ROAD 56	2012	Commercial	Super Market	New Construction	\$2,300,000
2668 BINBROOK RD	2011	Commercial	Retail Complex/Plaza/Mall	New Construction	\$2,295,000
2668 BINBROOK RD	2011	Commercial	Retail Complex/Plaza/Mall	New Construction	\$2,295,000
9 HAMPTON BROOK WAY	2013	Residential	Townhouses	New Construction	\$2,240,000
9 HAMPTON BROOK WAY	2013	Residential	Townhouses	New Construction	\$2,240,000
2537 REGIONAL ROAD 56	2012	Commercial	Retail Complex/Plaza/Mall	New Construction	\$2,100,000
440 GLOVER RD	2012	Industrial	Food Processing Plant	New Construction	\$1,900,000
440 GLOVER RD	2012	Industrial	Food Processing Plant	New Construction	\$1,900,000
166 GREEN MOUNTAIN RD E	2013	Commercial	Clubs, Non Residential	New Construction	\$1,800,000
19 HITCHING POST RDG	2012	Residential	Townhouses	New Construction	\$1,700,000
170 PALACEBEACH TRAIL	2012	Residential	Townhouses	New Construction	\$1,671,300
310 FALL FAIR WAY	2012	Residential	Townhouses	New Construction	\$1,655,000
90 CHARLESWOOD CRES	2014	Residential	Townhouses	New Construction	\$1,640,000
83 CHARLESWOOD CRES	2014	Residential	Townhouses	New Construction	\$1,620,000
267 FALL FAIR WAY	2014	Residential	Townhouses	New Construction	\$1,562,000
345 GLANCASTER RD	2013	Residential	Townhouses	New Construction	\$1,545,600
345 GLANCASTER RD	2013	Residential	Townhouses	New Construction	\$1,545,600
1255 ARVIN AVE	2014	Industrial	Warehouses	New Construction	\$1,500,000
350 LEWIS RD	2013	Industrial	Warehouses	New Construction	\$1,500,000
88 CELESTIAL CRES	2013	Residential	Townhouses	New Construction	\$1,500,000
310 FALL FAIR WAY	2012	Residential	Townhouses	New Construction	\$1,500,000
54 CELESTIAL CRES	2013	Residential	Townhouses	New Construction	\$1,480,500
36 SERENA CRES	2013	Residential	Townhouses	New Construction	\$1,462,650
64 PALACEBEACH TRAIL	2013	Residential	Townhouses	New Construction	\$1,462,650
124 PALACEBEACH TRAIL	2012	Residential	Townhouses	New Construction	\$1,462,650
170 PALACEBEACH TRAIL	2012	Residential	Townhouses	New Construction	\$1,462,650
170 PALACEBEACH TRAIL	2012	Residential	Townhouses	New Construction	\$1,458,750
22 SERENA CRES	2013	Residential	Townhouses	New Construction	\$1,456,650
78 PALACEBEACH TRAIL	2013	Residential	Townhouses	New Construction	\$1,456,650
170 PALACEBEACH TRAIL	2012	Residential	Townhouses	New Construction	\$1,456,650
26 CELESTIAL CRES	2013	Residential	Townhouses	New Construction	\$1,450,000
9 HAMPTON BROOK WAY	2014	Residential	Townhouses	New Construction	\$1,440,000
254 PINEHILL DR	2012	Residential	Townhouses	New Construction	\$1,416,000
43 REDCEDAR CRES	2011	Residential	Townhouses	New Construction	\$1,412,000



Address	Year Issued	Category	Building Type	Construction Type	Estimated Value
25 REDCEDAR CRES	2011	Residential	Townhouses	New Construction	\$1,401,512
1458 BASELINE RD	2011	Residential	Townhouses	New Construction	\$1,401,500
970 SOUTH SERVICE RD	2014	Commercial	Offices	Alteration	\$1,400,000
3 LOCKPORT WAY	2013	Commercial	Daycare Centres	New Construction	\$1,400,000
3 SERENA CRES	2013	Residential	Townhouses	New Construction	\$1,386,000
7 HITCHING POST RDG	2013	Residential	Townhouses	New Construction	\$1,385,000
8 HITCHING POST RDG	2012	Residential	Townhouses	New Construction	\$1,385,000
55 ESCARPMENT DR	2012	Residential	Townhouses	New Construction	\$1,361,289
147 EDENROCK DR	2011	Residential	Townhouses	New Construction	\$1,354,360
74 EDENROCK DR	2011	Residential	Townhouses	New Construction	\$1,354,360
345 GLANCASTER RD	2013	Residential	Townhouses	New Construction	\$1,352,400
345 GLANCASTER RD	2012	Residential	Townhouses	New Construction	\$1,352,400
310 FALL FAIR WAY	2012	Residential	Townhouses	New Construction	\$1,339,000
45 ROYAL WINTER DR	2014	Residential	Townhouses	New Construction	\$1,330,000
45 ROYAL WINTER DR	2014	Residential	Townhouses	New Construction	\$1,330,000
310 FALL FAIR WAY	2012	Residential	Townhouses	New Construction	\$1,328,160
71 CELESTIAL CRES	2013	Residential	Townhouses	New Construction	\$1,300,100
71 CHARLESWOOD CRES	2014	Residential	Townhouses	New Construction	\$1,300,000
944 HWY 8	2012	Industrial	Food Processing Plant	Addition (NR)	\$1,300,000
944 HWY 8	2012	Industrial	Food Processing Plant	Addition (NR)	\$1,300,000
944 HWY 8	2012	Industrial	Food Processing Plant	Foundation	\$1,300,000
14 CELESTIAL CRES	2013	Residential	Townhouses	New Construction	\$1,275,000
25 CHARLESWOOD CRES	2014	Residential	Townhouses	New Construction	\$1,268,000
170 PALACEBEACH TRAIL	2012	Residential	Townhouses	New Construction	\$1,257,300
92 PALACEBEACH TRAIL	2013	Residential	Townhouses	New Construction	\$1,255,650
138 PALACEBEACH TRAIL	2012	Residential	Townhouses	New Construction	\$1,255,650
50 SERENA CRES	2013	Residential	Townhouses	New Construction	\$1,250,400
170 PALACEBEACH TRAIL	2012	Residential	Townhouses	New Construction	\$1,250,400
2 CELESTIAL CRES	2013	Residential	Townhouses	New Construction	\$1,250,000
61 REDCEDAR CRES	2012	Residential	Townhouses	New Construction	\$1,230,000
80 REDCEDAR CRES	2012	Residential	Townhouses	New Construction	\$1,230,000
1474 BASELINE RD	2012	Residential	Townhouses	New Construction	\$1,226,350
95 CELESTIAL CRES	2013	Residential	Townhouses	New Construction	\$1,220,000
274 PINEHILL DR	2011	Residential	Townhouses	New Construction	\$1,208,000
2260 RYMAL RD E	2014	Commercial	Retail Complex/Plaza/Mall	New Construction	\$1,200,000
41 ESCARPMENT DR	2012	Residential	Townhouses	New Construction	\$1,193,300
1442 BASELINE RD	2011	Residential	Townhouses	New Construction	\$1,176,538
116 CHARLESWOOD CRES	2014	Residential	Townhouses	New Construction	\$1,151,000
19 CELESTIAL CRES	2013	Residential	Townhouses	New Construction	\$1,151,000
294 PINEHILL DR	2011	Residential	Townhouses	New Construction	\$1,150,200
39 CHARLESWOOD CRES	2014	Residential	Townhouses	New Construction	\$1,119,500
310 FALL FAIR WAY	2012	Residential	Townhouses	New Construction	\$1,116,254
20 HITCHING POST RDG	2013	Residential	Townhouses	New Construction	\$1,110,000
107 CELESTIAL CRES	2013	Residential	Townhouses	New Construction	\$1,100,000
11 CHARLESWOOD CRES	2013	Residential	Townhouses	New Construction	\$1,100,000
38 GADDYE LANE	2012	Residential	Townhouses	New Construction	\$1,100,000
330 PINEHILL DR	2011	Residential	Townhouses	New Construction	\$1,087,160
9 HAMPTON BROOK WAY	2014	Residential	Townhouses	New Construction	\$1,084,320
83 CELESTIAL CRES	2013	Residential	Townhouses	New Construction	\$1,062,000

Address	Year Issued	Category	Building Type	Construction Type	Estimated Value
312 PINEHILL DR	2011	Residential	Townhouses	New Construction	\$1,062,000
348 PINEHILL DR	2011	Residential	Townhouses	New Construction	\$1,062,000
70 GALILEO DR	2012	Residential	Townhouses	New Construction	\$1,060,000
440 GLOVER RD	2013	Industrial	Food Processing Plant	New Construction	\$1,053,433
84 GALILEO DR	2012	Residential	Townhouses	New Construction	\$1,052,760
19 EDENROCK DR	2012	Residential	Townhouses	New Construction	\$1,040,000
3 EDENROCK DR	2012	Residential	Townhouses	New Construction	\$1,040,000
35 EDENROCK DR	2012	Residential	Townhouses	New Construction	\$1,040,000
51 EDENROCK DR	2012	Residential	Townhouses	New Construction	\$1,040,000
67 EDENROCK DR	2011	Residential	Townhouses	New Construction	\$1,040,000
83 EDENROCK DR	2011	Residential	Townhouses	New Construction	\$1,040,000
2 REDCEDAR CRES	2011	Residential	Townhouses	New Construction	\$1,030,000
164 WHITWELL WAY	2014	Residential	Townhouses	New Construction	\$1,021,000
135 EDENROCK DR	2011	Residential	Townhouses	New Construction	\$1,017,500
4 CARNATION ST	2011	Residential	Townhouses	New Construction	\$1,015,652
26 VALIANT CIR	2012	Residential	Townhouses	New Construction	\$1,010,000
364 PINEHILL DR	2011	Residential	Townhouses	New Construction	\$1,006,300
440 GLOVER RD	2012	Industrial	Food Processing Plant	Foundation	\$1,000,000
310 FALL FAIR WAY	2012	Residential	Townhouses	New Construction	\$1,000,000
310 FALL FAIR WAY	2012	Residential	Townhouses	New Construction	\$1,000,000
310 FALL FAIR WAY	2012	Residential	Townhouses	New Construction	\$984,930
54 LYNCH CRES	2011	Residential	Townhouses	New Construction	\$981,120
12 STICKLAND LANE	2013	Residential	Townhouses	New Construction	\$975,481
1 CELESTIAL CRES	2013	Residential	Townhouses	New Construction	\$970,000
9 CELESTIAL CRES	2013	Residential	Townhouses	New Construction	\$970,000
2 CHARLESWOOD CRES	2014	Residential	Townhouses	New Construction	\$959,000
12 HILLGARTNER LANE	2014	Residential	Townhouses	New Construction	\$950,000
13 HILLGARTNER LANE	2014	Residential	Townhouses	New Construction	\$950,000
24 HILLGARTNER LANE	2012	Residential	Townhouses	New Construction	\$950,000
25 HILLGARTNER LANE	2012	Residential	Townhouses	New Construction	\$950,000
45 ROYAL WINTER DR	2014	Residential	Townhouses	New Construction	\$948,480
40 LYNCH CRES	2011	Residential	Townhouses	New Construction	\$920,600
56 GALILEO DR	2012	Residential	Townhouses	New Construction	\$918,000
98 GALILEO DR	2012	Residential	Townhouses	New Construction	\$918,000
234 PINEHILL DR	2011	Residential	Townhouses	New Construction	\$913,700
6355 REGIONAL ROAD 56	2014	Residential	Single Family Dwelling	New Construction	\$909,800
14 CHARLESWOOD CRES	2013	Residential	Townhouses	New Construction	\$906,000
33 HITCHING POST RDG	2013	Residential	Townhouses	New Construction	\$902,200
64 ASTER AVE	2011	Residential	Townhouses	New Construction	\$887,400
15 LOCKPORT WAY	2013	Commercial	Retail Complex/Plaza/Mall	New Construction	\$880,000
45 ROYAL WINTER DR	2014	Residential	Townhouses	New Construction	\$870,000
45 ROYAL WINTER DR	2014	Residential	Townhouses	New Construction	\$860,000
102 CHARLESWOOD CRES	2014	Residential	Townhouses	New Construction	\$850,000
50 GADDY LANE	2014	Residential	Townhouses	New Construction	\$850,000
1 CHARLESWOOD CRES	2013	Residential	Townhouses	New Construction	\$847,000
19 STICKLAND LANE	2013	Residential	Townhouses	New Construction	\$840,000
10 KOPPERFIELD LANE	2012	Residential	Townhouses	New Construction	\$835,000
2 KOPPERFIELD LANE	2012	Residential	Townhouses	New Construction	\$834,084

Address	Year Issued	Category	Building Type	Construction Type	Estimated Value
6 KOPPERFIELD LANE	2012	Residential	Townhouses	New Construction	\$834,084
110 CELESTIAL CRES	2013	Residential	Townhouses	New Construction	\$816,400
72 AQUAMARINE DR	2014	Residential	Single Family Dwelling	New Construction	\$805,000
33 LOCHSIDE DR	2014	Residential	Single Family Dwelling	New Construction	\$800,000
1 ECKER LANE	2014	Residential	Townhouses	New Construction	\$800,000
1 MCKINNELL LANE	2014	Residential	Townhouses	New Construction	\$800,000
2 MCKINNELL LANE	2014	Residential	Townhouses	New Construction	\$800,000
310 FALL FAIR WAY	2012	Residential	Townhouses	New Construction	\$800,000
775 SOUTH SERVICE RD	2011	Institutional	Infirmaries	Alteration	\$800,000
40 FALCON RD	2011	Residential	Single Family Dwelling	New Construction	\$800,000
24 STICKLAND LANE	2013	Residential	Townhouses	New Construction	\$790,000
5999 CHIPPEWA RD	2012	Commercial	Amusement Park Structures	New Construction	\$782,000
310 FALL FAIR WAY	2012	Residential	Townhouses	New Construction	\$761,400
2501 REGIONAL ROAD 56	2012	Commercial	Stores	New Construction	\$750,000
57 LYNCH CRES	2011	Residential	Townhouses	New Construction	\$730,700
2 GADDYE LANE	2011	Residential	Townhouses	New Construction	\$726,000
9 GADDYE LANE	2011	Residential	Townhouses	New Construction	\$726,000
14 ECKER LANE	2014	Residential	Townhouses	New Construction	\$725,000
102 CELESTIAL CRES	2013	Residential	Townhouses	New Construction	\$725,000
1 MURPHY LANE	2013	Residential	Townhouses	New Construction	\$720,000
11 MURPHY LANE	2013	Residential	Townhouses	New Construction	\$720,000
49 GADDYE LANE	2013	Residential	Townhouses	New Construction	\$720,000
39 GADDYE LANE	2012	Residential	Townhouses	New Construction	\$720,000
42 STICKLAND LANE	2012	Residential	Townhouses	New Construction	\$720,000
435 MCNEILLY RD	2013	Commercial	Offices	Alteration	\$714,000
12 MURPHY LANE	2013	Residential	Townhouses	New Construction	\$710,000
36 GALILEO DR	2012	Residential	Townhouses	New Construction	\$710,000
46 GALILEO DR	2012	Residential	Townhouses	New Construction	\$710,000
35 CELESTIAL CRES	2013	Residential	Townhouses	New Construction	\$705,536
43 CELESTIAL CRES	2013	Residential	Townhouses	New Construction	\$705,536
2 HILLGARTNER LANE	2014	Residential	Townhouses	New Construction	\$700,000
3 HILLGARTNER LANE	2014	Residential	Townhouses	New Construction	\$700,000
45 ROYAL WINTER DR	2014	Residential	Townhouses	New Construction	\$700,000
61 GADDYE LANE	2014	Residential	Townhouses	New Construction	\$700,000
62 GADDYE LANE	2014	Residential	Townhouses	New Construction	\$700,000
930 ARVIN AVE	2013	Industrial	Warehouses	New Construction	\$700,000
80 CELESTIAL CRES	2013	Residential	Townhouses	New Construction	\$700,000
1040 SOUTH SERVICE RD	2012	Commercial	Offices	Alteration	\$700,000
430 MCNEILLY RD	2012	Commercial	Offices	Alteration	\$700,000
930 ARVIN AVE	2012	Industrial	Warehouses	New Construction	\$700,000
571 FIFTY RD	2012	Residential	Single Family Dwelling	New Construction	\$700,000
15 LYNCH CRES	2011	Residential	Townhouses	New Construction	\$687,000
1 STICKLAND LANE	2013	Residential	Townhouses	New Construction	\$683,293
184 WHITWELL WAY	2014	Residential	Townhouses	New Construction	\$681,000
45 LYNCH CRES	2011	Residential	Townhouses	New Construction	\$680,900
176 WHITWELL WAY	2014	Residential	Townhouses	New Construction	\$680,000
8063 WHITE CHURCH RD E	2013	Residential	Single Family Dwelling	New Construction	\$678,200
161 LEWIS RD	2013	Residential	Single Family Dwelling	New Construction	\$670,000

Address	Year Issued	Category	Building Type	Construction Type	Estimated Value
12 GADDYE LANE	2011	Residential	Townhouses	New Construction	\$663,000
3 LYNCH CRES	2011	Residential	Townhouses	New Construction	\$662,400
45 ROYAL WINTER DR	2014	Residential	Townhouses	New Construction	\$662,000
1297 BASELINE RD	2014	Residential	Single Family Dwelling	New Construction	\$640,000
47 EAST ST	2014	Residential	Single Family Dwelling	New Construction	\$636,600
8240 AIRPORT RD	2014	Residential	Single Family Dwelling	New Construction	\$636,000
14 VALIANT CIR	2012	Residential	Townhouses	New Construction	\$630,000
4 VALIANT CIR	2012	Residential	Townhouses	New Construction	\$630,000
28 COUNTRY FAIR WAY	2014	Residential	Single Family Dwelling	New Construction	\$623,820
310 FALL FAIR WAY	2012	Residential	Townhouses	New Construction	\$622,000
191 GOWLAND DR	2014	Residential	Townhouses	New Construction	\$620,000
310 FALL FAIR WAY	2012	Residential	Townhouses	New Construction	\$620,000
33 ALDEN ST	2014	Residential	Single Family Dwelling	New Construction	\$613,000
100 COPES LANE	2014	Residential	Single Family Dwelling	New Construction	\$612,000
1 GADDYE LANE	2011	Residential	Townhouses	New Construction	\$610,000
601 FIFTY RD	2014	Residential	Single Family Dwelling	New Construction	\$600,000
1175 BARTON ST	2013	Industrial	Warehouses	Alteration	\$600,000
200 WINDWOOD DR	2012	Institutional	Elementary School	New Construction	\$600,000
179 LEWIS RD	2012	Residential	Single Family Dwelling	New Construction	\$600,000
573 FIFTY RD	2012	Residential	Single Family Dwelling	New Construction	\$600,000
587 FIFTY RD	2012	Residential	Single Family Dwelling	New Construction	\$600,000
301 LEWIS RD	2011	Institutional	Elementary School	Addition (NR)	\$600,000
575 FIFTY RD	2012	Residential	Single Family Dwelling	New Construction	\$597,500
45 ROYAL WINTER DR	2014	Residential	Townhouses	New Construction	\$590,000
288 TAPLEYTOWN RD	2013	Residential	Single Family Dwelling	New Construction	\$588,775
63 SEABREEZE CRES	2013	Residential	Single Family Dwelling	New Construction	\$571,000
211 GRETI DR	2014	Residential	Single Family Dwelling	New Construction	\$569,645
216 GRETI DR	2014	Residential	Single Family Dwelling	New Construction	\$566,300
5085 TRINITY CHURCH RD	2013	Residential	Single Family Dwelling	New Construction	\$565,000
29 ALDEN ST	2014	Residential	Single Family Dwelling	New Construction	\$561,000
40 COUNTRY FAIR WAY	2013	Residential	Single Family Dwelling	New Construction	\$560,000
36 COUNTRY FAIR WAY	2013	Residential	Single Family Dwelling	New Construction	\$559,000
88 RICHMOND CRES	2014	Residential	Single Family Dwelling	New Construction	\$558,000
93 COPES LANE	2014	Residential	Single Family Dwelling	New Construction	\$550,000
24 ECKER LANE	2014	Residential	Townhouses	New Construction	\$550,000
8105 TWENTY RD E	2013	Residential	Single Family Dwelling	New Construction	\$550,000
166 REGIONAL ROAD 20	2012	Residential	Single Family Dwelling	New Construction	\$550,000
1293 BASELINE RD	2014	Residential	Single Family Dwelling	New Construction	\$540,000
39 COUNTRY FAIR WAY	2013	Residential	Single Family Dwelling	New Construction	\$540,000
27 COUNTRY FAIR WAY	2013	Residential	Single Family Dwelling	New Construction	\$530,000
43 PARKMANOR DR	2012	Residential	Single Family Dwelling	New Construction	\$530,000
899 NEBO RD	2011	Industrial	Bulk Storage Warehouse\Hazardous	New Construction	\$530,000
44 COUNTRY FAIR WAY	2013	Residential	Single Family Dwelling	New Construction	\$529,000
354 WINDWOOD DR	2014	Residential	Single Family Dwelling	New Construction	\$520,000
6245 WOODBURN RD	2014	Residential	Single Family Dwelling	New Construction	\$514,000
346 WINDWOOD DR	2014	Residential	Single Family Dwelling	New Construction	\$511,000
67 COPES LANE	2014	Residential	Single Family Dwelling	New Construction	\$510,550
338 WINDWOOD DR	2014	Residential	Single Family Dwelling	New Construction	\$506,016

Address	Year Issued	Category	Building Type	Construction Type	Estimated Value
20 COUNTRY FAIR WAY	2013	Residential	Single Family Dwelling	New Construction	\$505,600
160 WINONA RD	2014	Residential	Single Family Dwelling	New Construction	\$505,100
84 BINHAVEN BLVD	2014	Residential	Single Family Dwelling	New Construction	\$505,000
77 FALCON RD	2012	Residential	Single Family Dwelling	New Construction	\$502,000
239 GLANCASTER RD	2014	Residential	Single Family Dwelling	New Construction	\$500,832
240 HELENA AVE	2014	Residential	Single Family Dwelling	New Construction	\$500,000
43 DUNVEGAN PL	2014	Residential	Single Family Dwelling	New Construction	\$500,000
710 SOUTH SERVICE RD	2013	Commercial	Laboratories - Commercial	Alteration	\$500,000
622 SOUTH TOWNLINE RD	2013	Industrial	Warehouses	New Construction	\$500,000
23 WEST AVE	2013	Residential	Single Family Dwelling	New Construction	\$500,000
2172 RYMAL RD E	2011	Commercial	Offices	Alteration	\$500,000
4 LYNCH CRES	2011	Residential	Townhouses	New Construction	\$498,960
18 LYNCH CRES	2011	Residential	Townhouses	New Construction	\$498,848
16 ALDEN ST	2013	Residential	Single Family Dwelling	New Construction	\$497,700
16 ALDEN ST	2013	Residential	Single Family Dwelling	New Construction	\$497,700
20 TINLIN DR	2014	Residential	Single Family Dwelling	New Construction	\$497,000
24 TINLIN DR	2014	Residential	Single Family Dwelling	New Construction	\$497,000
28 TINLIN DR	2014	Residential	Single Family Dwelling	New Construction	\$497,000
350 WINDWOOD DR	2014	Residential	Single Family Dwelling	New Construction	\$497,000
366 WINDWOOD DR	2014	Residential	Single Family Dwelling	New Construction	\$497,000
362 WINDWOOD DR	2014	Residential	Single Family Dwelling	New Construction	\$496,000
51 COOK ST	2014	Residential	Single Family Dwelling	New Construction	\$496,000
63 COOK ST	2014	Residential	Single Family Dwelling	New Construction	\$496,000
261 SENECA AVE	2014	Residential	Single Family Dwelling	New Construction	\$495,000
20 COUNTRY FAIR WAY	2013	Residential	Single Family Dwelling	New Construction	\$494,000
64 SEABREEZE CRES	2014	Residential	Single Family Dwelling	Addition	\$493,100
50 ESCARPMENT DR	2012	Residential	Single Family Dwelling	New Construction	\$493,000
179 MOTHERS ST	2011	Residential	Single Family Dwelling	New Construction	\$493,000
35 COUNTRY FAIR WAY	2013	Residential	Single Family Dwelling	New Construction	\$490,000
55 BELLSTONE LANE	2012	Residential	Single Family Dwelling	New Construction	\$490,000
663 GLOVER RD	2014	Residential	Single Family Dwelling	New Construction	\$488,410
140 BINHAVEN BLVD	2014	Residential	Single Family Dwelling	New Construction	\$488,000
4 TINLIN DR	2014	Residential	Single Family Dwelling	New Construction	\$488,000
23 PADUA CRES	2013	Residential	Semi-Detached Dwelling	New Construction	\$488,000
35 PADUA CRES	2013	Residential	Semi-Detached Dwelling	New Construction	\$488,000
53 PADUA CRES	2013	Residential	Semi-Detached Dwelling	New Construction	\$488,000
71 PADUA CRES	2013	Residential	Semi-Detached Dwelling	New Construction	\$488,000
92 COUNTRY FAIR WAY	2012	Residential	Single Family Dwelling	New Construction	\$488,000
423 MONTREAL CIR	2013	Residential	Single Family Dwelling	New Construction	\$485,000
427 MONTREAL CIR	2013	Residential	Single Family Dwelling	New Construction	\$485,000
31 COUNTRY FAIR WAY	2013	Residential	Single Family Dwelling	New Construction	\$484,700
8 COUNTRY FAIR WAY	2013	Residential	Single Family Dwelling	New Construction	\$481,000
7 ALDEN ST	2014	Residential	Single Family Dwelling	New Construction	\$480,000
406 FIFTH RD E	2011	Residential	Single Family Dwelling	New Construction	\$480,000
96 COUNTRY FAIR WAY	2013	Residential	Single Family Dwelling	New Construction	\$476,852
8 TINLIN DR	2014	Residential	Single Family Dwelling	New Construction	\$476,000
196 FESTIVAL WAY	2013	Residential	Single Family Dwelling	New Construction	\$476,000
67 COOK ST	2014	Residential	Single Family Dwelling	New Construction	\$475,434

Address	Year Issued	Category	Building Type	Construction Type	Estimated Value
48 COUNTRY FAIR WAY	2013	Residential	Single Family Dwelling	New Construction	\$475,000
179 GOWLAND DR	2014	Residential	Townhouses	New Construction	\$474,880
193 SPRINGSIDE DR	2013	Residential	Single Family Dwelling	New Construction	\$470,000
3392 HOMESTEAD DR	2013	Residential	Single Family Dwelling	New Construction	\$470,000
232 GRETI DR	2014	Residential	Single Family Dwelling	New Construction	\$469,300
11 KEYSTONE CRES	2014	Residential	Single Family Dwelling	New Construction	\$467,000
67 TURI DR	2014	Residential	Single Family Dwelling	New Construction	\$465,000
236 GRETI DR	2014	Residential	Single Family Dwelling	New Construction	\$463,000
36 TINLIN DR	2014	Residential	Single Family Dwelling	New Construction	\$461,196
15 KEYSTONE CRES	2014	Residential	Single Family Dwelling	New Construction	\$455,000
198 FIFTY RD	2011	Residential	Single Family Dwelling	New Construction	\$455,000
724 TRINITY CHURCH RD	2014	Residential	Single Family Dwelling	New Construction	\$454,000
100 COUNTRY FAIR WAY	2013	Residential	Single Family Dwelling	New Construction	\$454,000
11 TURI DR	2014	Residential	Single Family Dwelling	New Construction	\$450,000
167 GRETI DR	2014	Residential	Single Family Dwelling	New Construction	\$450,000
26 TURI DR	2014	Residential	Single Family Dwelling	New Construction	\$450,000
38 TURI DR	2014	Residential	Single Family Dwelling	New Construction	\$450,000
823 HWY 8	2013	Industrial	Service Stations	New Construction	\$450,000
50 BELLSTONE LANE	2013	Residential	Single Family Dwelling	New Construction	\$450,000
52 BELLSTONE LANE	2013	Residential	Single Family Dwelling	New Construction	\$450,000
79 COUNTRY FAIR WAY	2013	Residential	Single Family Dwelling	New Construction	\$450,000
81 GLANCASTER RD	2013	Residential	Single Family Dwelling	New Construction	\$450,000
16 KINSMAN DR	2012	Residential	Single Family Dwelling	New Construction	\$450,000
3105 GLANCASTER RD	2012	Residential	Single Family Dwelling	New Construction	\$450,000
1384 RIDGE RD	2011	Residential	Single Family Dwelling	New Construction	\$450,000
35 THIRD RD E	2011	Residential	Single Family Dwelling	New Construction	\$450,000
5 CARNATION ST	2011	Residential	Townhouses	New Construction	\$450,000
67 BOULDER CRES	2014	Residential	Single Family Dwelling	New Construction	\$448,793
145 STONEGLEN WAY	2014	Residential	Single Family Dwelling	New Construction	\$447,300
196 MOTHERS ST	2013	Residential	Single Family Dwelling	New Construction	\$443,400
64 COUNTRY FAIR WAY	2013	Residential	Single Family Dwelling	New Construction	\$443,000
60 AQUAMARINE DR	2011	Residential	Single Family Dwelling	New Construction	\$442,190
67 COUNTRY FAIR WAY	2013	Residential	Single Family Dwelling	New Construction	\$442,000
184 FESTIVAL WAY	2013	Residential	Single Family Dwelling	New Construction	\$440,000
75 COUNTRY FAIR WAY	2013	Residential	Single Family Dwelling	New Construction	\$440,000
178 ESCARPMENT DR	2012	Residential	Single Family Dwelling	New Construction	\$440,000
27 KINSMAN DR	2013	Residential	Single Family Dwelling	New Construction	\$437,000
174 ESCARPMENT DR	2012	Residential	Single Family Dwelling	New Construction	\$437,000
104 BINHAVEN BLVD	2014	Residential	Single Family Dwelling	New Construction	\$435,000
45 ROYAL WINTER DR	2014	Residential	Townhouses	New Construction	\$434,100
76 COUNTRY FAIR WAY	2013	Residential	Single Family Dwelling	New Construction	\$434,000
12 DUNVEGAN PL	2014	Residential	Single Family Dwelling	New Construction	\$432,000
176 FESTIVAL WAY	2013	Residential	Single Family Dwelling	New Construction	\$432,000
16 DUNVEGAN PL	2014	Residential	Single Family Dwelling	New Construction	\$431,800
224 GRETI DR	2014	Residential	Single Family Dwelling	New Construction	\$431,000
263 MOTHERS ST	2011	Residential	Single Family Dwelling	New Construction	\$430,800
220 GRETI DR	2014	Residential	Single Family Dwelling	New Construction	\$430,000
17 MCCOLLUM RD	2013	Residential	Single Family Dwelling	New Construction	\$427,200

Address	Year Issued	Category	Building Type	Construction Type	Estimated Value
150 BINHAVEN BLVD	2014	Residential	Single Family Dwelling	New Construction	\$425,000
415 MONTREAL CIR	2013	Residential	Single Family Dwelling	New Construction	\$425,000
419 MONTREAL CIR	2013	Residential	Single Family Dwelling	New Construction	\$425,000
68 COUNTRY FAIR WAY	2013	Residential	Single Family Dwelling	New Construction	\$425,000
187 MOTHERS ST	2012	Residential	Single Family Dwelling	New Construction	\$425,000
8271 ENGLISH CHURCH RD	2011	Residential	Single Family Dwelling	New Construction	\$425,000
1360 BARTON ST	2011	Residential	Single Family Dwelling	New Construction	\$424,000
59 COOK ST	2014	Residential	Single Family Dwelling	New Construction	\$422,000
55 COPEL LANE	2013	Residential	Single Family Dwelling	New Construction	\$420,000
54 BELLSTONE LANE	2012	Residential	Single Family Dwelling	New Construction	\$420,000
65 BELLSTONE LANE	2012	Residential	Single Family Dwelling	New Construction	\$420,000
745 NEBO RD	2011	Industrial	Food Processing Plant	New Construction	\$417,700
210 FESTIVAL WAY	2012	Residential	Single Family Dwelling	New Construction	\$414,300
52 FALCON RD	2012	Residential	Single Family Dwelling	New Construction	\$412,000
46 BOULDER CRES	2013	Residential	Single Family Dwelling	New Construction	\$410,000
618 WOODBURN RD	2013	Residential	Single Family Dwelling	New Construction	\$410,000
7 KEYSTONE CRES	2013	Residential	Single Family Dwelling	New Construction	\$410,000
112 COUNTRY FAIR WAY	2012	Residential	Single Family Dwelling	New Construction	\$410,000
163 PELECH CRES	2011	Residential	Single Family Dwelling	New Construction	\$410,000
516 FIFTY RD	2011	Residential	Single Family Dwelling	New Construction	\$409,000
56 COUNTRY FAIR WAY	2014	Residential	Single Family Dwelling	New Construction	\$408,400
83 COUNTRY FAIR WAY	2013	Residential	Single Family Dwelling	New Construction	\$408,000
511 WINONA RD	2014	Residential	Single Family Dwelling	New Construction	\$407,986
4235 WOODBURN RD	2012	Residential	Single Family Dwelling	New Construction	\$407,000
80 COUNTRY FAIR WAY	2013	Residential	Single Family Dwelling	New Construction	\$402,000
90 HITCHING POST RDG	2012	Residential	Single Family Dwelling	New Construction	\$402,000
55 GRETI DR	2012	Residential	Single Family Dwelling	New Construction	\$401,037
11 ALDEN ST	2014	Residential	Single Family Dwelling	New Construction	\$400,000
16 TINLIN DR	2014	Residential	Single Family Dwelling	New Construction	\$400,000
358 WINDWOOD DR	2014	Residential	Single Family Dwelling	New Construction	\$400,000
48 FLETCHER RD	2014	Residential	Single Family Dwelling	New Construction	\$400,000
7 TURI DR	2014	Residential	Single Family Dwelling	New Construction	\$400,000
75 COOK ST	2014	Residential	Single Family Dwelling	New Construction	\$400,000
9 HAMPTON BROOK WAY	2014	Residential	Townhouses	New Construction	\$400,000
621 HWY 8	2013	Commercial	Churches	Alteration	\$400,000
101 PADUA CRES	2013	Residential	Semi-Detached Dwelling	New Construction	\$400,000
17 PADUA CRES	2013	Residential	Semi-Detached Dwelling	New Construction	\$400,000
29 PADUA CRES	2013	Residential	Semi-Detached Dwelling	New Construction	\$400,000
3 PADUA CRES	2013	Residential	Semi-Detached Dwelling	New Construction	\$400,000
41 PADUA CRES	2013	Residential	Semi-Detached Dwelling	New Construction	\$400,000
47 PADUA CRES	2013	Residential	Semi-Detached Dwelling	New Construction	\$400,000
59 PADUA CRES	2013	Residential	Semi-Detached Dwelling	New Construction	\$400,000
65 PADUA CRES	2013	Residential	Semi-Detached Dwelling	New Construction	\$400,000
77 PADUA CRES	2013	Residential	Semi-Detached Dwelling	New Construction	\$400,000
83 PADUA CRES	2013	Residential	Semi-Detached Dwelling	New Construction	\$400,000
89 PADUA CRES	2013	Residential	Semi-Detached Dwelling	New Construction	\$400,000
9 PADUA CRES	2013	Residential	Semi-Detached Dwelling	New Construction	\$400,000
95 PADUA CRES	2013	Residential	Semi-Detached Dwelling	New Construction	\$400,000

Address	Year Issued	Category	Building Type	Construction Type	Estimated Value
109 COPES LANE	2013	Residential	Single Family Dwelling	New Construction	\$400,000
117 KOPPERFIELD LANE	2013	Residential	Single Family Dwelling	New Construction	\$400,000
1305 MILES RD	2013	Residential	Single Family Dwelling	New Construction	\$400,000
16 COUNTRY FAIR WAY	2013	Residential	Single Family Dwelling	New Construction	\$400,000
67 BELLSTONE LANE	2013	Residential	Single Family Dwelling	New Construction	\$400,000
71 COUNTRY FAIR WAY	2013	Residential	Single Family Dwelling	New Construction	\$400,000
8117 TWENTY RD E	2013	Residential	Single Family Dwelling	New Construction	\$400,000
88 TURI DR	2013	Residential	Single Family Dwelling	New Construction	\$400,000
950 SOUTH SERVICE RD	2012	Industrial	Warehouses	Alteration	\$400,000
17 GALILEO DR	2012	Residential	Semi-Detached Dwelling	New Construction	\$400,000
27 GALILEO DR	2012	Residential	Semi-Detached Dwelling	New Construction	\$400,000
33 GALILEO DR	2012	Residential	Semi-Detached Dwelling	New Construction	\$400,000
39 GALILEO DR	2012	Residential	Semi-Detached Dwelling	New Construction	\$400,000
45 GALILEO DR	2012	Residential	Semi-Detached Dwelling	New Construction	\$400,000
51 GALILEO DR	2012	Residential	Semi-Detached Dwelling	New Construction	\$400,000
57 GALILEO DR	2012	Residential	Semi-Detached Dwelling	New Construction	\$400,000
63 GALILEO DR	2012	Residential	Semi-Detached Dwelling	New Construction	\$400,000
69 GALILEO DR	2012	Residential	Semi-Detached Dwelling	New Construction	\$400,000
75 GALILEO DR	2012	Residential	Semi-Detached Dwelling	New Construction	\$400,000
81 GALILEO DR	2012	Residential	Semi-Detached Dwelling	New Construction	\$400,000
87 GALILEO DR	2012	Residential	Semi-Detached Dwelling	New Construction	\$400,000
93 GALILEO DR	2012	Residential	Semi-Detached Dwelling	New Construction	\$400,000
281 GLANCASTER RD	2012	Residential	Single Family Dwelling	New Construction	\$400,000
287 GLANCASTER RD	2012	Residential	Single Family Dwelling	New Construction	\$400,000
291 GLANCASTER RD	2012	Residential	Single Family Dwelling	New Construction	\$400,000
37 FLETCHER RD	2012	Residential	Single Family Dwelling	New Construction	\$400,000
44 NICOSIA RD	2012	Residential	Single Family Dwelling	New Construction	\$400,000
53 BELLSTONE LANE	2012	Residential	Single Family Dwelling	New Construction	\$400,000
59 BELLSTONE LANE	2012	Residential	Single Family Dwelling	New Construction	\$400,000
61 BELLSTONE LANE	2012	Residential	Single Family Dwelling	New Construction	\$400,000
63 BELLSTONE LANE	2012	Residential	Single Family Dwelling	New Construction	\$400,000
2226 RYMAL RD E	2011	Commercial	Restaurant > 30 People	New Construction	\$400,000
2651 REGIONAL ROAD 56	2011	Commercial	Restaurant > 30 People	New Construction	\$400,000
3 PELECH CRES	2011	Residential	Single Family Dwelling	New Construction	\$400,000
9 FALCON RD	2011	Residential	Single Family Dwelling	New Construction	\$400,000
90 GOLF CLUB RD	2011	Residential	Single Family Dwelling	New Construction	\$400,000





Hamilton

## Contact Information

**Planning & Economic Development Department**  
Economic Development Division

Report Author: Graeme Brown, MBA, PMP

Phone: 905-546-2424 Ext. 2363

Email: [graeme.brown@hamilton.ca](mailto:graeme.brown@hamilton.ca)

