



Hamilton

City of Hamilton
Economic Development
Activity Report
August 2014

WARD 12

January 1, 2007 - July 31, 2014

HAMILTON
ECONOMIC
DEVELOPMENT



Introduction

This report is one in a series of 15 ward specific Economic Development Activity Reports for the City of Hamilton. Each report provides detailed information on building permit activity and estimated values between the period of January 1, 2007 and July 31, 2014 in the identified ward.

Information for this report was obtained from the City of Hamilton's Building Division in August, 2014. This report is meant to compliment the monthly and annual building permit reports prepared by the Building Division. Minor variances between numbers provided in prior published Building Permit Reports by the Building Division and those numbers published in these reports are due to building permit amendments made by the applicant after the Building Division reports were published.

Table of Contents

Report Section

City of Hamilton - Building Permit Statistics (2007 - 2014)	Page 1
Table: City of Hamilton - Annual Number of Building Permits Issued	
Chart: Total Number of Permits - City of Hamilton	
Table: City of Hamilton Annual Estimated Building Permit Values	
Chart: Total Estimated Value of Permits - City of Hamilton	
Annual Activity in the Ward	Page 2
Table: Annual Number of Building Permits Issued	
Chart: Total Number of Building Permits in the Ward	
Estimated Value of Annual Activity in the Ward	Page 3
Table: Annual Estimated Building Permit Values	
Chart: Total Value of Building Permits in the Ward	
Residential Permits in the Ward - Annual Statistics	Page 4
Table: Annual Residential Permit Statistics	
Chart: Total Number of Residential Permits	
Chart: Total Estimated Value of Residential Permits	
ICI Permits in the Ward - Annual Statistics	Page 5
Table: Annual Industrial, Commercial and Institutional (ICI) Permit Statistics	
Chart: Total Number of ICI Permits	
Chart: Total Estimated Value of ICI Permits	
Large Building Permits (\$400K or Greater) Since 2011	Page 6

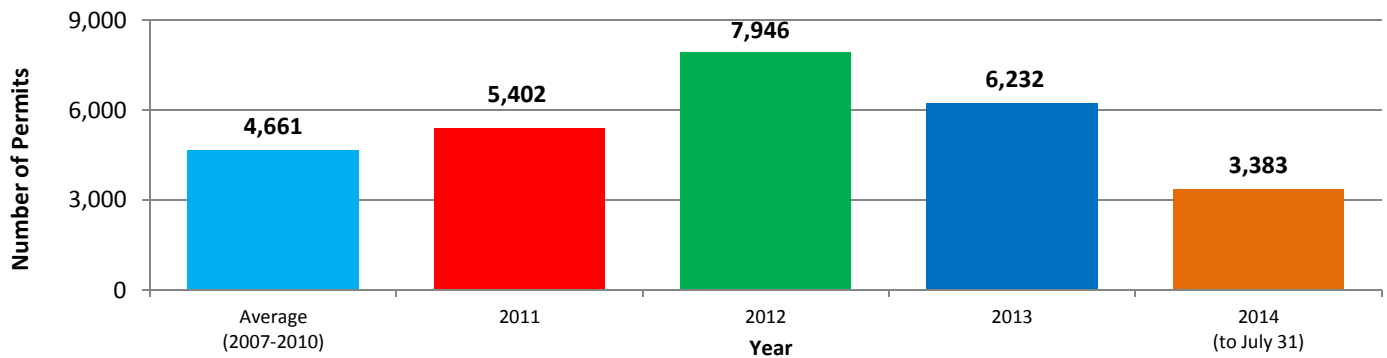
City of Hamilton - Building Permit Statistics (2007 - 2014)

City of Hamilton - Annual Number of Building Permits Issued

	2007	2008	2009	2010	2011	2012	2013	2014*
Residential	2,664	2,761	2,906	4,991	3,368	3,299	3,131	1,970
Commercial	414	409	426	493	597	593	687	346
Industrial	112	94	119	108	155	114	121	88
Institutional	112	87	137	154	139	165	165	77
Other	612	591	644	809	1,143	3,775	2,128	902
City Total	3,914	3,942	4,232	6,555	5,402	7,946	6,232	3,383

* Note: Information is from January 1, 2014 - July 31, 2014

Total Number of Permits - City of Hamilton

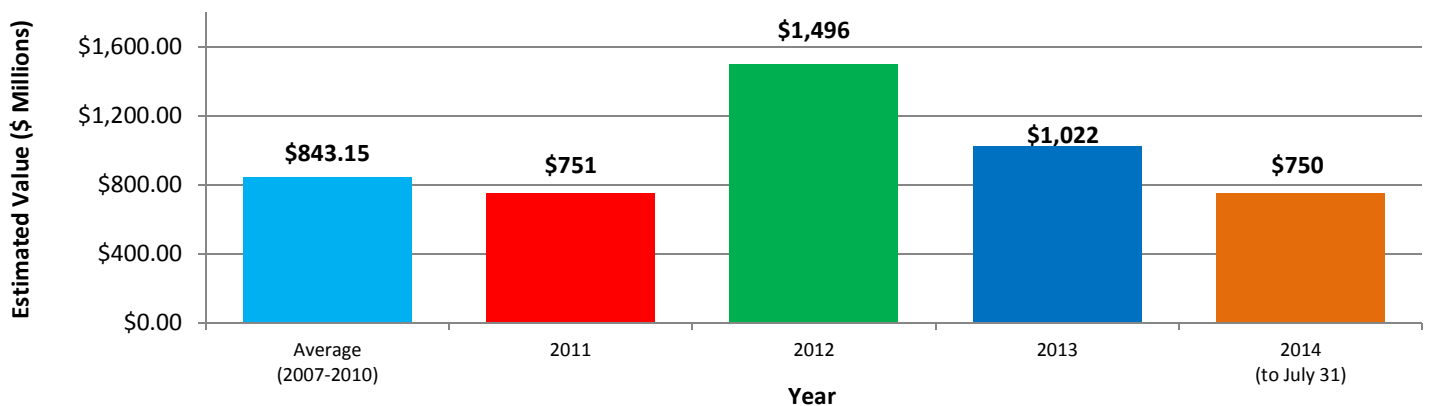


City of Hamilton Annual Estimated Building Permit Values

	2007	2008	2009	2010	2011	2012	2013	2014*
Residential	\$383,076,230	\$409,267,130	\$277,450,338	\$581,087,483	\$431,492,648	\$659,224,731	\$526,011,776	\$510,697,944
Commercial	\$121,500,840	\$138,925,985	\$194,409,100	\$160,843,510	\$120,380,067	\$199,323,506	\$257,054,262	\$139,281,539
Industrial	\$59,746,071	\$49,797,426	\$109,128,960	\$135,255,810	\$29,896,679	\$204,629,279	\$95,391,223	\$36,692,383
Institutional	\$210,195,020	\$206,838,954	\$85,770,282	\$187,637,078	\$152,368,726	\$406,642,636	\$120,149,181	\$51,199,576
Other	\$12,700,857	\$13,351,422	\$19,110,162	\$16,515,046	\$17,176,368	\$26,424,489	\$23,051,026	\$11,956,834
City Total	\$787,219,018	\$818,180,917	\$685,868,842	\$1,081,338,927	\$751,314,488	\$1,496,244,641	\$1,021,657,468	\$749,828,276

* Note: Information is from January 1, 2014 - July 31, 2014

Total Estimated Value of Permits - City of Hamilton



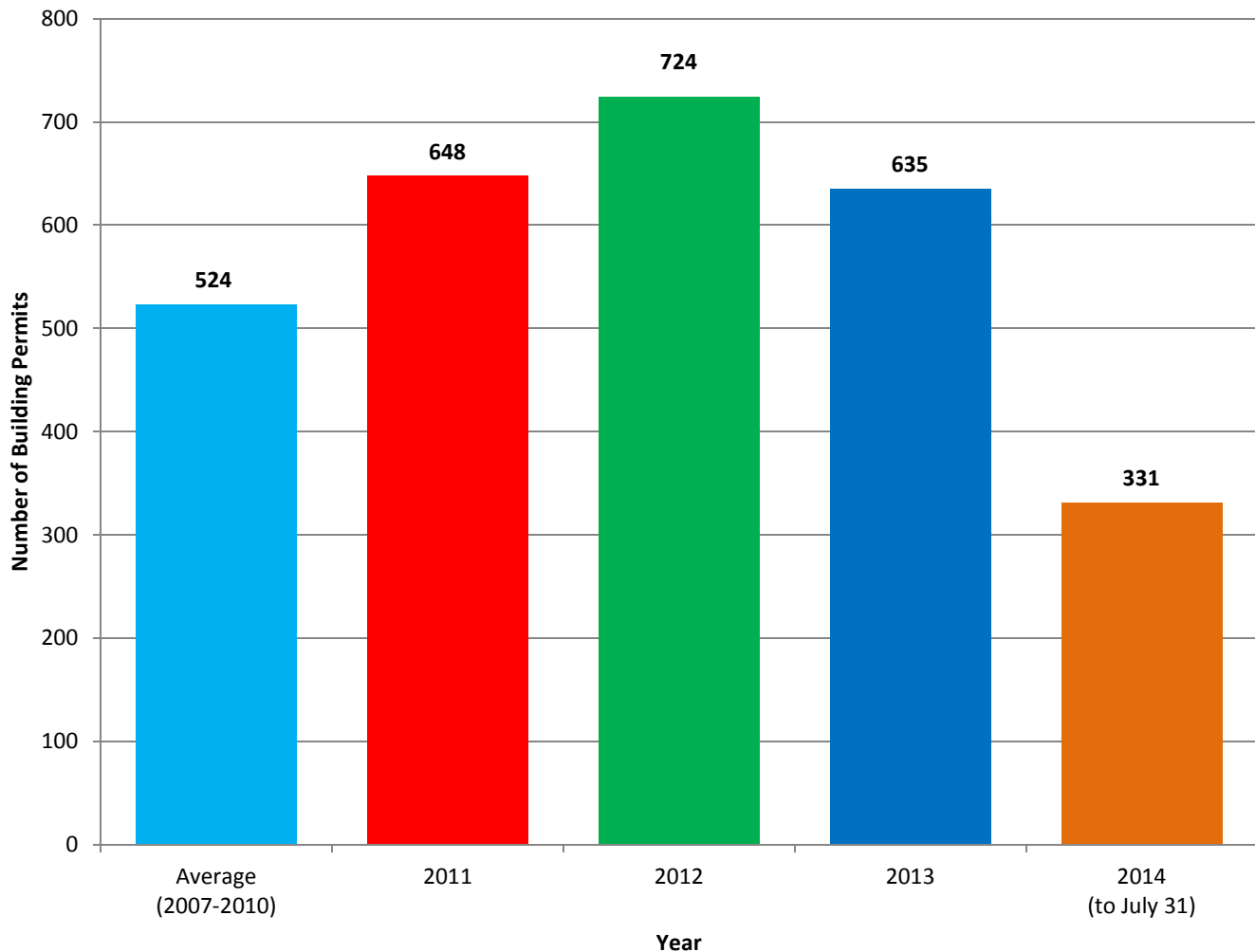
Annual Activity in the Ward

Annual Number of Building Permits Issued

	2007	2008	2009	2010	2011	2012	2013	2014*
Residential	314	342	374	632	491	506	433	242
Commercial	36	33	19	29	43	37	46	17
Industrial	7	14	15	15	12	12	19	11
Institutional	6	1	6	10	5	3	4	1
Ward Total	419	449	479	747	648	724	635	331
City Total	3,914	3,942	4,232	6,555	5,402	7,946	6,232	3,383
% of City Total	10.7%	11.4%	11.3%	11.4%	12.0%	9.1%	10.2%	9.8%

* Note: Information is from January 1, 2014 - July 31, 2014

Total Number of Building Permits in the Ward



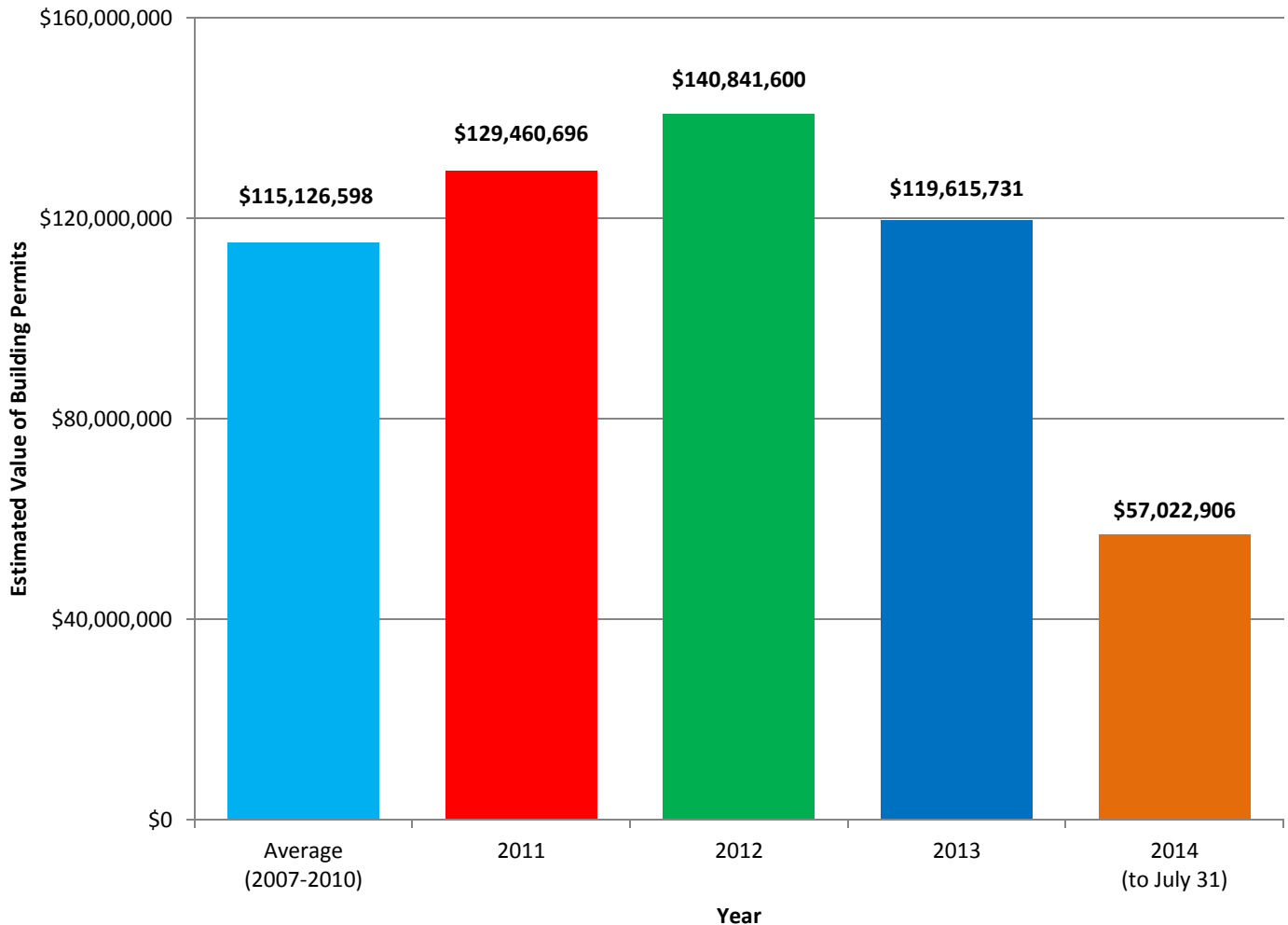
Estimated Value of Annual Activity in the Ward

Annual Estimated Building Permit Values

	2007	2008	2009	2010	2011	2012	2013	2014*
Residential	\$56,701,371	\$66,498,914	\$78,537,845	\$154,219,368	\$98,896,795	\$115,759,882	\$99,965,256	\$50,492,658
Commercial	\$19,168,000	\$8,550,900	\$7,726,672	\$13,735,500	\$25,767,357	\$11,675,467	\$6,151,510	\$3,789,675
Industrial	\$2,159,980	\$5,346,910	\$8,077,175	\$18,173,559	\$3,156,400	\$11,119,135	\$12,316,970	\$1,987,400
Institutional	\$312,000	\$30,000	\$1,427,000	\$15,479,000	\$843,136	\$223,170	\$270,000	\$325,000
Ward Total	\$79,635,401	\$81,405,624	\$96,756,442	\$202,708,927	\$129,460,696	\$140,841,600	\$119,615,731	\$57,022,906
City Total	\$787,219,018	\$818,180,917	\$685,868,842	\$1,081,338,927	\$751,314,488	\$1,496,244,641	\$1,021,657,468	\$749,828,276
% of City Total	10.1%	9.9%	14.1%	18.7%	17.2%	9.4%	11.7%	7.6%

* Note: Information is from January 1, 2014 - July 31, 2014

Total Value of Building Permits in the Ward



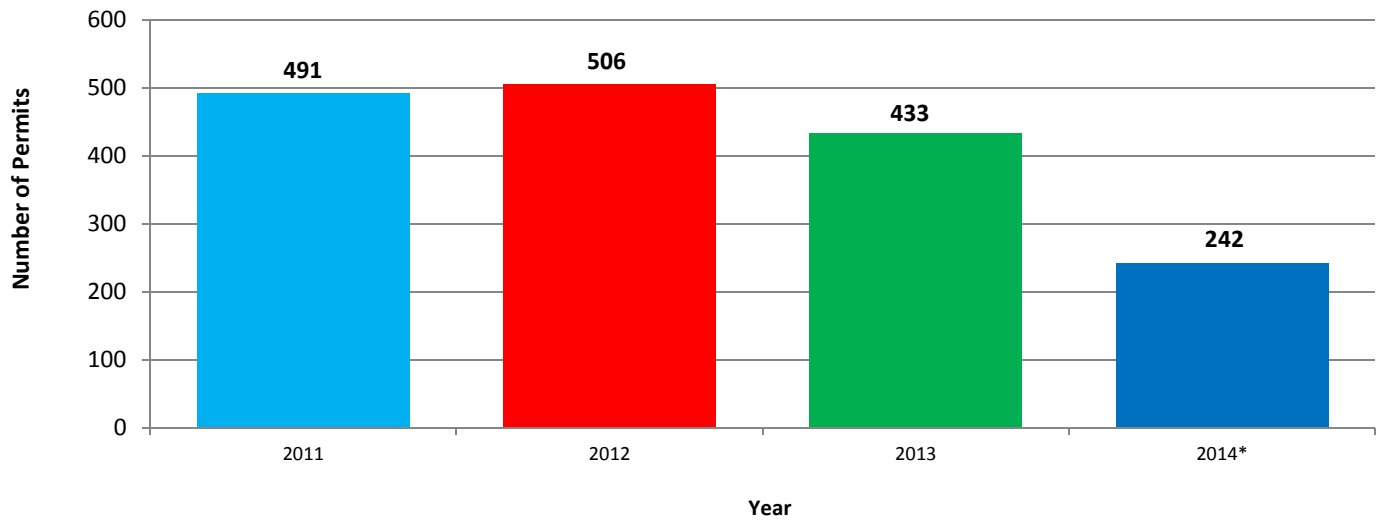
Residential Permits in the Ward - Annual Statistics

Annual Residential Permit Statistics

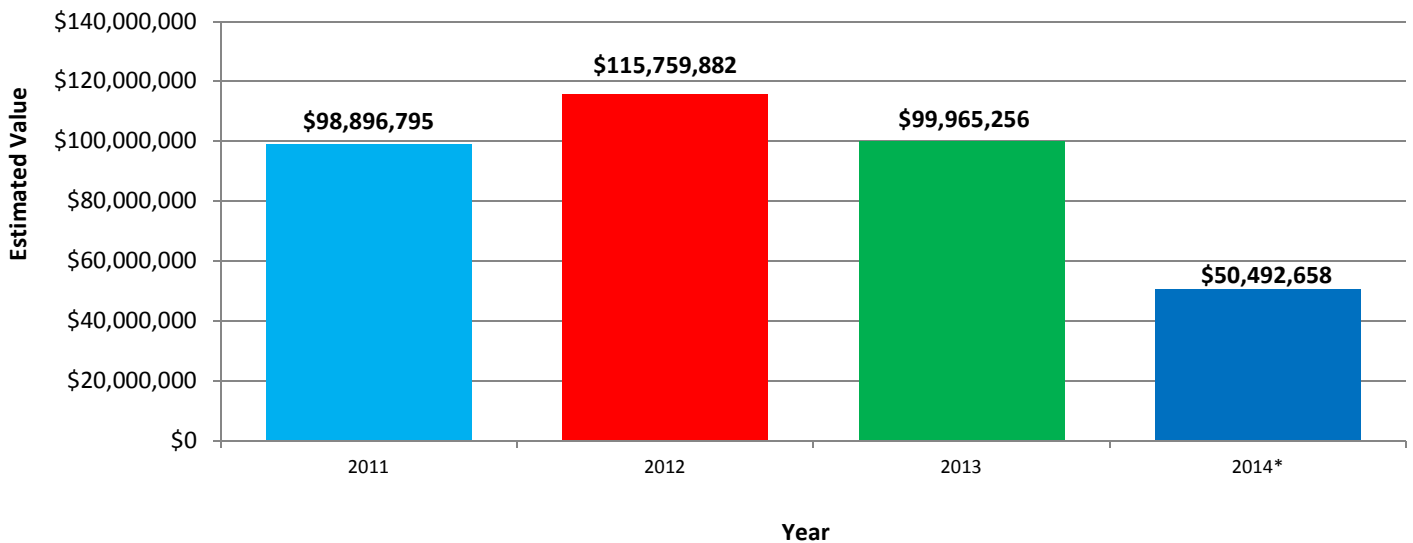
	2007	2008	2009	2010	2011	2012	2013	2014*
Permits Issued	314	342	374	632	491	506	433	242
Estimated Value	\$56,701,371	\$66,498,914	\$78,537,845	\$154,219,368	\$98,896,795	\$115,759,882	\$99,965,256	\$50,492,658

* Note: Information is from January 1, 2014 - July 31, 2014

Total Number of Residential Permits



Total Estimated Value of Residential Permits



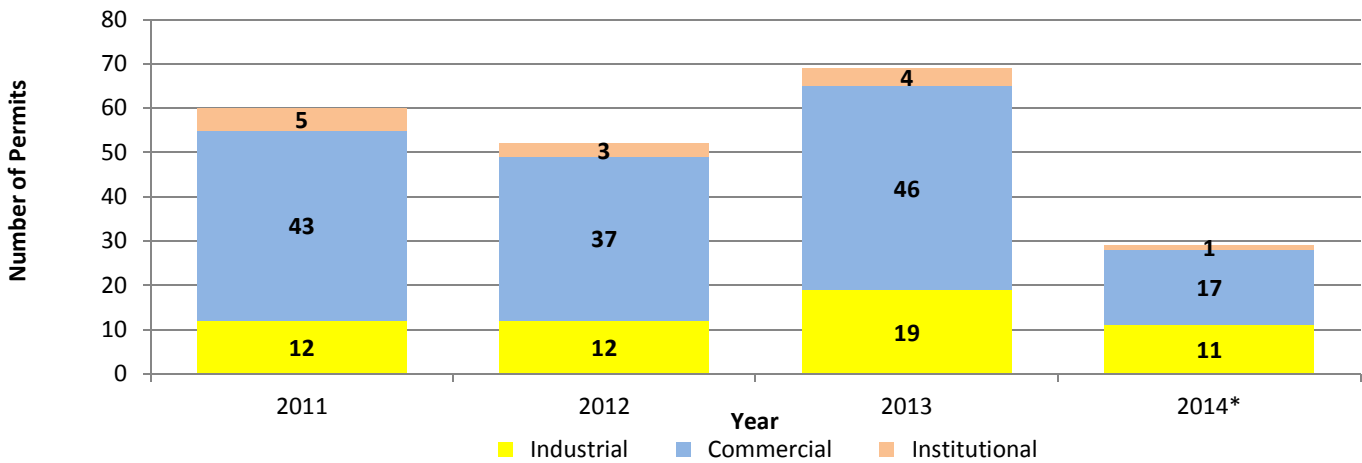
ICI Permits in the Ward - Annual Statistics

Annual Industrial, Commercial and Institutional (ICI) Permit Statistics

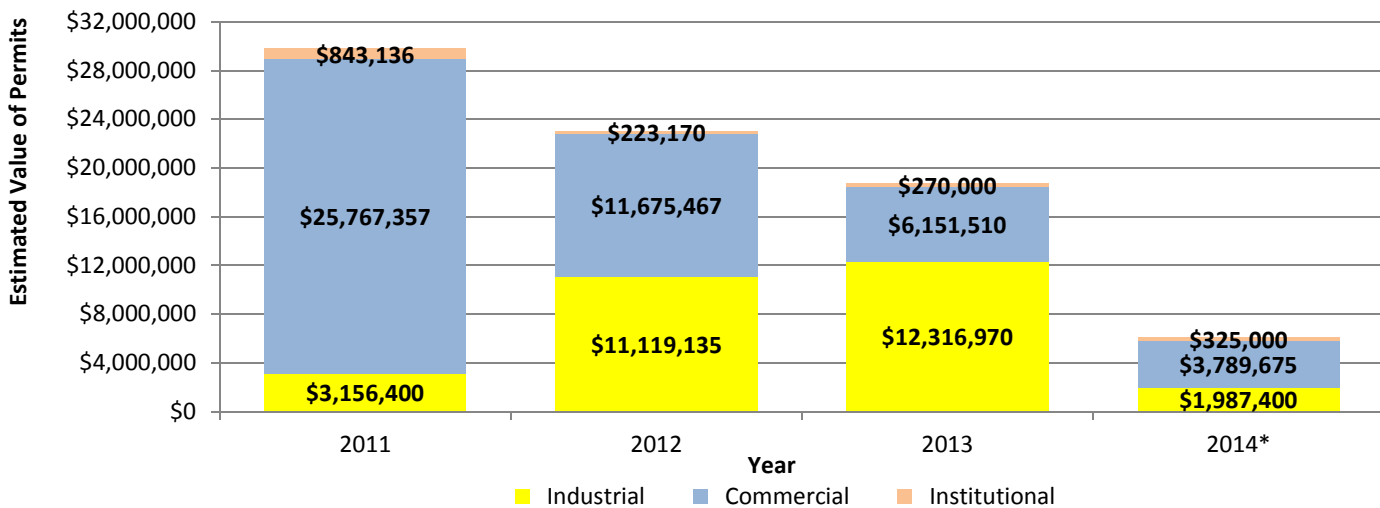
	2007	2008	2009	2010	2011	2012	2013	2014*
Permits Issued	49	48	40	54	60	52	69	29
<i>Industrial</i>	7	14	15	15	12	12	19	11
<i>Commercial</i>	36	33	19	29	43	37	46	17
<i>Institutional</i>	6	1	6	10	5	3	4	1
Estimated Value	\$21,639,980	\$13,927,810	\$17,230,847	\$47,388,059	\$29,766,893	\$23,017,772	\$18,738,480	\$6,102,075
<i>Industrial</i>	\$2,159,980	\$5,346,910	\$8,077,175	\$18,173,559	\$3,156,400	\$11,119,135	\$12,316,970	\$1,987,400
<i>Commercial</i>	\$19,168,000	\$8,550,900	\$7,726,672	\$13,735,500	\$25,767,357	\$11,675,467	\$6,151,510	\$3,789,675
<i>Institutional</i>	\$312,000	\$30,000	\$1,427,000	\$15,479,000	\$843,136	\$223,170	\$270,000	\$325,000

* Note: Information is from January 1, 2014 - July 31, 2014

Total Number of ICI Permits



Estimated Value of ICI Permits



Large Building Permits (\$400K or Greater) Since 2011

Address	Year Issued	Category	Building Type	Construction Type	Estimated Value
100 LEGEND CRT	2011	Commercial	Stores	New Construction	\$17,920,200
1310 CORMORANT RD	2013	Industrial	Plant for Manufacturing	Addition (NR)	\$6,500,000
41 BITTERN ST	2012	Industrial	Plant for Manufacturing	New Construction	\$4,200,000
95 WILSON ST W	2012	Residential	Apartments	New Construction	\$3,000,000
100 LEGEND CRT	2011	Commercial	Stores	New Construction	\$2,763,357
41 BITTERN ST	2013	Industrial	Laboratories - Industrial	Alteration	\$2,700,000
1295 CORMORANT RD	2012	Commercial	Offices	New Construction	\$2,500,000
1520 SANDHILL DR	2012	Industrial	Warehouses	New Construction	\$2,500,000
35 SEXTON CRES	2013	Residential	Townhouses	New Construction	\$2,360,000
55 SEXTON CRES	2013	Residential	Townhouses	New Construction	\$2,360,000
83 SEXTON CRES	2013	Residential	Townhouses	New Construction	\$2,360,000
60 MARTINDALE CRES	2012	Commercial	Stores	Alteration	\$2,100,000
1295 CORMORANT RD	2013	Industrial	Warehouses	New Construction	\$2,000,000
1295 CORMORANT RD	2012	Industrial	Warehouses	Foundation	\$2,000,000
1500 SANDHILL DR	2011	Industrial	Warehouses	New Construction	\$2,000,000
1096 WILSON ST W	2012	Commercial	Retail Complex/Plaza/Mall	New Construction	\$1,900,000
120 SEXTON CRES	2013	Residential	Three Family Dwelling	New Construction	\$1,770,000
421 KITTY MURRAY LANE	2014	Residential	Townhouses	New Construction	\$1,766,562
886 GOLF LINKS RD	2011	Residential	Apartments	New Construction	\$1,700,000
5 BURGUNDY GROVE	2012	Residential	Townhouses	New Construction	\$1,665,536
58 CARLUKE RD W	2014	Industrial	Food Processing Plant	Addition (NR)	\$1,600,000
104 VINTON RD	2014	Residential	Townhouses	New Construction	\$1,584,060
66 VINTON RD	2014	Residential	Townhouses	New Construction	\$1,584,060
92 VINTON RD	2014	Residential	Townhouses	New Construction	\$1,584,060
327 STONEHENGE DR	2011	Residential	Townhouses	New Construction	\$1,555,390
104 TOULON AVE	2012	Residential	Townhouses	New Construction	\$1,500,000
370 STONEHENGE DR	2012	Residential	Townhouses	New Construction	\$1,500,000
370 STONEHENGE DR	2012	Residential	Townhouses	New Construction	\$1,490,000
421 KITTY MURRAY LANE	2014	Residential	Townhouses	New Construction	\$1,472,126
81 WILSON ST W	2014	Commercial	Offices	New Construction	\$1,338,675
78 VINTON RD	2014	Residential	Townhouses	New Construction	\$1,304,000
370 STONEHENGE DR	2012	Residential	Townhouses	New Construction	\$1,300,000
2 TOULON AVE	2012	Residential	Townhouses	New Construction	\$1,250,000
89 TOULON AVE	2012	Residential	Townhouses	New Construction	\$1,250,000
36 TOULON AVE	2012	Residential	Townhouses	New Construction	\$1,234,512
591 GARNER RD E	2014	Commercial	Stores	New Construction	\$1,200,000
622 ALBERTON RD	2013	Commercial	Clubs, Non Residential	Addition (NR)	\$1,200,000
2 BURGUNDY GROVE	2012	Residential	Townhouses	New Construction	\$1,189,669
64 TOULON AVE	2012	Residential	Townhouses	New Construction	\$1,189,669
76 TOULON AVE	2012	Residential	Townhouses	New Construction	\$1,189,669
109 SEXTON CRES	2013	Residential	Townhouses	New Construction	\$1,180,000
71 SEXTON CRES	2013	Residential	Townhouses	New Construction	\$1,180,000
99 SEXTON CRES	2013	Residential	Townhouses	New Construction	\$1,180,000
370 STONEHENGE DR	2012	Residential	Townhouses	New Construction	\$1,112,000
147 ST MARGARETS RD	2012	Residential	Single Family Dwelling	New Construction	\$1,100,000
100 LEGEND CRT	2011	Commercial	Stores	New Construction	\$1,079,800

Address	Year Issued	Category	Building Type	Construction Type	Estimated Value
873 MONTGOMERY DR	2014	Residential	Single Family Dwelling	New Construction	\$1,050,000
18 BELFORT TER	2011	Residential	Townhouses	New Construction	\$1,050,000
309 STONEHENGE DR	2011	Residential	Townhouses	New Construction	\$1,036,960
1295 CORMORANT RD	2012	Industrial	Factories	New Construction	\$1,000,000
2 MENTON DR	2011	Residential	Townhouses	New Construction	\$951,735
1015 GOLF LINKS RD	2011	Commercial	Banks	Alteration	\$951,100
52 TOULON AVE	2012	Residential	Townhouses	New Construction	\$911,089
959 LOWER LIONS CLUB	2012	Residential	Single Family Dwelling	New Construction	\$900,000
22 TOULON AVE	2012	Residential	Townhouses	New Construction	\$900,000
2 MONTPELLIER TRAIL	2011	Residential	Townhouses	New Construction	\$900,000
1180 WILSON ST W	2012	Industrial	Repair Garages	New Construction	\$851,400
286 BROOKVIEW CRT	2012	Residential	Single Family Dwelling	New Construction	\$849,000
100 LEGEND CRT	2012	Commercial	Stores	New Construction	\$825,000
191 TOLLGATE DR	2014	Residential	Single Family Dwelling	New Construction	\$800,000
105 LOVERS LANE	2013	Residential	Single Family Dwelling	New Construction	\$800,000
196 TERRENCE PARK DR	2013	Residential	Single Family Dwelling	New Construction	\$800,000
115 VALLEYVIEW DR	2011	Residential	Single Family Dwelling	New Construction	\$799,000
359 STONEHENGE DR	2011	Residential	Townhouses	New Construction	\$782,800
345 STONEHENGE DR	2011	Residential	Townhouses	New Construction	\$780,720
36 MENTON DR	2012	Residential	Townhouses	New Construction	\$757,133
389 WILSON ST E	2011	Industrial	Electrical Substations	Alteration	\$750,000
12 MENTON DR	2011	Residential	Townhouses	New Construction	\$750,000
24 MENTON DR	2011	Residential	Townhouses	New Construction	\$750,000
25 BELFORT TER	2011	Residential	Townhouses	New Construction	\$750,000
3 MONTPELLIER TRAIL	2011	Residential	Townhouses	New Construction	\$750,000
3 TOULON AVE	2011	Residential	Townhouses	New Construction	\$750,000
777 GARNER RD E	2011	Institutional	Schools, Post Secondary	Alteration	\$714,236
211 TOLLGATE DR	2014	Residential	Single Family Dwelling	New Construction	\$700,000
99 CENTRAL DR	2014	Residential	Single Family Dwelling	New Construction	\$700,000
1015 GOLF LINKS RD	2013	Commercial	Restaurant > 30 People	Alteration	\$700,000
47 DYMENT CRT	2013	Residential	Single Family Dwelling	New Construction	\$700,000
1295 CORMORANT RD	2012	Commercial	Offices	New Construction	\$680,920
148 BOOKJANS DR	2013	Residential	Single Family Dwelling	New Construction	\$671,000
1303 BUTTER RD W	2013	Residential	Single Family Dwelling	New Construction	\$660,000
653 IROQUOIS AVE	2014	Residential	Single Family Dwelling	New Construction	\$650,000
94 ROUSSEAU ST	2011	Residential	Single Family Dwelling	New Construction	\$650,000
435 ANNALEE DR	2014	Residential	Single Family Dwelling	New Construction	\$637,866
989 OLD MOHAWK RD	2011	Residential	Single Family Dwelling	New Construction	\$625,000
132 GREGORIO AVE	2014	Residential	Single Family Dwelling	New Construction	\$622,099
220 JOHN FREDERICK DR	2014	Residential	Single Family Dwelling	New Construction	\$622,096
152 BOOKJANS DR	2013	Residential	Single Family Dwelling	New Construction	\$605,000
334 JOHN FREDERICK DR	2013	Residential	Single Family Dwelling	New Construction	\$605,000
291 LODOR ST	2013	Commercial	Bowling Alley	Alteration	\$600,000
35 GREENLEAF LANE	2013	Residential	Single Family Dwelling	New Construction	\$600,000
1096 WILSON ST W	2012	Commercial	Gymnasia	Tenant Improve	\$600,000
216 TAYLOR RD	2012	Residential	Single Family Dwelling	New Construction	\$600,000
43 DYMENT CRT	2013	Residential	Single Family Dwelling	New Construction	\$590,000
1180 WILSON ST W	2012	Commercial	Restaurant > 30 People	New Construction	\$590,000
221 SPRINGBROOK AVE	2014	Residential	Single Family Dwelling	New Construction	\$584,290

Address	Year Issued	Category	Building Type	Construction Type	Estimated Value
215 SPRINGBROOK AVE	2014	Residential	Single Family Dwelling	New Construction	\$580,000
140 GREGORIO AVE	2013	Residential	Single Family Dwelling	New Construction	\$577,000
14 STILES ST	2013	Residential	Single Family Dwelling	New Construction	\$576,000
37 CAMERON DR	2013	Residential	Single Family Dwelling	New Construction	\$575,000
15 DYMENT CRT	2013	Residential	Single Family Dwelling	New Construction	\$572,000
214 JOHN FREDERICK DR	2013	Residential	Single Family Dwelling	New Construction	\$572,000
190 JOHN FREDERICK DR	2013	Residential	Single Family Dwelling	New Construction	\$570,000
295 MOORLAND CRES	2014	Residential	Single Family Dwelling	New Construction	\$560,000
310 JOHN FREDERICK DR	2013	Residential	Single Family Dwelling	New Construction	\$560,000
11 SEXTON CRES	2013	Residential	Single Family Dwelling	New Construction	\$556,000
633 OLD DUNDAS RD	2014	Residential	Single Family Dwelling	New Construction	\$555,000
165 ORCHARD DR	2014	Residential	Single Family Dwelling	New Construction	\$550,000
19 DYMENT CRT	2013	Residential	Single Family Dwelling	New Construction	\$545,000
237 MOORLAND CRES	2014	Residential	Single Family Dwelling	New Construction	\$543,470
255 MOORLAND CRES	2014	Residential	Single Family Dwelling	New Construction	\$543,470
20 STILES ST	2013	Residential	Single Family Dwelling	New Construction	\$530,000
27 SEXTON CRES	2013	Residential	Single Family Dwelling	New Construction	\$530,000
56 STILES ST	2013	Residential	Single Family Dwelling	New Construction	\$529,000
23 SEXTON CRES	2013	Residential	Single Family Dwelling	New Construction	\$528,000
26 STILES ST	2013	Residential	Single Family Dwelling	New Construction	\$527,000
656 HIGHVALLEY RD	2013	Residential	Single Family Dwelling	New Construction	\$524,435
154 BLAIR LANE	2012	Residential	Single Family Dwelling	New Construction	\$520,000
12 DYMENT CRT	2013	Residential	Single Family Dwelling	New Construction	\$518,000
220 MOORLAND CRES	2014	Residential	Single Family Dwelling	New Construction	\$517,860
31 COPPERHILL CRT	2014	Residential	Single Family Dwelling	New Construction	\$512,000
317 JOHN FREDERICK DR	2014	Residential	Single Family Dwelling	New Construction	\$511,444
155 GREGORIO AVE	2013	Residential	Single Family Dwelling	New Construction	\$511,000
104 CUMMING CRT	2014	Residential	Single Family Dwelling	New Construction	\$510,000
336 MAPLEDENE DR	2014	Residential	Single Family Dwelling	New Construction	\$510,000
136 GREGORIO AVE	2013	Residential	Single Family Dwelling	New Construction	\$508,000
11 DYMENT CRT	2013	Residential	Single Family Dwelling	New Construction	\$506,000
86 SEXTON CRES	2014	Residential	Single Family Dwelling	New Construction	\$503,200
479 GRAY COURT DR	2012	Residential	Single Family Dwelling	New Construction	\$503,000
186 FALLINGBROOK DR	2013	Residential	Single Family Dwelling	New Construction	\$500,000
451 GARNER RD W	2013	Residential	Single Family Dwelling	New Construction	\$500,000
46 DYMENT CRT	2013	Residential	Single Family Dwelling	New Construction	\$500,000
59 LOVERS LANE	2012	Residential	Single Family Dwelling	New Construction	\$500,000
60 PARKER AVE	2012	Residential	Single Family Dwelling	New Construction	\$500,000
385 JERSEYVILLE RD W	2011	Commercial	Arenas	Alteration	\$500,000
44 PARK LANE	2011	Residential	Single Family Dwelling	New Construction	\$500,000
211 SPRINGBROOK AVE	2014	Residential	Single Family Dwelling	New Construction	\$499,600
274 JOHN FREDERICK DR	2013	Residential	Single Family Dwelling	New Construction	\$499,000
35 DYMENT CRT	2013	Residential	Single Family Dwelling	New Construction	\$497,000
147 GREGORIO AVE	2013	Residential	Single Family Dwelling	New Construction	\$495,000
151 GREGORIO AVE	2013	Residential	Single Family Dwelling	New Construction	\$495,000
59 STILES ST	2013	Residential	Single Family Dwelling	New Construction	\$495,000
7 STILES ST	2013	Residential	Single Family Dwelling	New Construction	\$495,000
8 STILES ST	2013	Residential	Single Family Dwelling	New Construction	\$495,000
19 STILES ST	2013	Residential	Single Family Dwelling	New Construction	\$493,000

Address	Year Issued	Category	Building Type	Construction Type	Estimated Value
31 SEXTON CRES	2013	Residential	Single Family Dwelling	New Construction	\$493,000
32 STILES ST	2013	Residential	Single Family Dwelling	New Construction	\$492,000
41 WESTRIDGE DR	2014	Residential	Single Family Dwelling	New Construction	\$488,574
250 JOHN FREDERICK DR	2013	Residential	Single Family Dwelling	New Construction	\$486,000
335 ROBINA RD	2011	Residential	Single Family Dwelling	New Construction	\$485,000
53 ROUSSEAU ST	2013	Residential	Single Family Dwelling	New Construction	\$484,250
164 GREGORIO AVE	2013	Residential	Single Family Dwelling	New Construction	\$483,000
282 MOORLAND CRES	2014	Residential	Single Family Dwelling	New Construction	\$481,780
42 DYMENT CRT	2013	Residential	Single Family Dwelling	New Construction	\$481,000
11 STILES ST	2013	Residential	Single Family Dwelling	New Construction	\$476,000
34 DYMENT CRT	2013	Residential	Single Family Dwelling	New Construction	\$468,000
335 FIDDLERS GREEN RD	2012	Residential	Single Family Dwelling	New Construction	\$468,000
172 GREGORIO AVE	2013	Residential	Single Family Dwelling	New Construction	\$463,000
178 BOOKJANS DR	2013	Residential	Single Family Dwelling	New Construction	\$463,000
428 ANNALEE DR	2013	Residential	Single Family Dwelling	New Construction	\$463,000
50 STILES ST	2013	Residential	Single Family Dwelling	New Construction	\$463,000
322 JOHN FREDERICK DR	2013	Residential	Single Family Dwelling	New Construction	\$461,000
47 THORNWOOD DR	2013	Residential	Single Family Dwelling	New Construction	\$460,000
100 LEGEND CRT	2012	Other	Non Residential	Demolish Non Res	\$460,000
45 ST MARGARETS RD	2011	Residential	Single Family Dwelling	New Construction	\$460,000
41 JERSEYVILLE RD W	2013	Residential	Single Family Dwelling	New Construction	\$459,602
257 JOHN FREDERICK DR	2014	Residential	Single Family Dwelling	New Construction	\$453,964
105 CHAMBERS DR	2012	Residential	Single Family Dwelling	New Construction	\$453,360
200 BROOKVIEW CRT	2014	Residential	Single Family Dwelling	New Construction	\$450,000
12 GREGORIO CRT	2013	Residential	Single Family Dwelling	New Construction	\$450,000
28 THORNWOOD DR	2013	Residential	Single Family Dwelling	New Construction	\$450,000
232 GOLF LINKS RD	2012	Commercial	Bleachers	New Construction	\$450,000
376 FILMAN RD	2012	Residential	Single Family Dwelling	New Construction	\$450,000
7 GREENLEAF LANE	2012	Residential	Single Family Dwelling	New Construction	\$450,000
202 ROSEMARY LANE	2011	Residential	Single Family Dwelling	New Construction	\$450,000
30 CAMERON DR	2011	Residential	Single Family Dwelling	New Construction	\$450,000
50 ACADEMY ST	2011	Residential	Single Family Dwelling	New Construction	\$450,000
208 RAYMOND RD	2013	Residential	Single Family Dwelling	New Construction	\$449,250
328 JOHN FREDERICK DR	2013	Residential	Single Family Dwelling	New Construction	\$448,000
4 DYMENT CRT	2013	Residential	Single Family Dwelling	New Construction	\$448,000
46 SEXTON CRES	2013	Residential	Single Family Dwelling	New Construction	\$445,000
422 ANNALEE DR	2013	Residential	Single Family Dwelling	New Construction	\$444,000
163 GREGORIO AVE	2014	Residential	Single Family Dwelling	New Construction	\$442,371
31 DYMENT CRT	2013	Residential	Single Family Dwelling	New Construction	\$442,000
145 VINTON RD	2011	Residential	Single Family Dwelling	New Construction	\$441,000
186 VINTON RD	2011	Residential	Single Family Dwelling	New Construction	\$441,000
39 DYMENT CRT	2014	Residential	Single Family Dwelling	New Construction	\$440,338
59 ST MARGARETS RD	2011	Residential	Single Family Dwelling	New Construction	\$440,000
54 SEXTON CRES	2014	Residential	Single Family Dwelling	New Construction	\$438,472
168 GREGORIO AVE	2013	Residential	Single Family Dwelling	New Construction	\$438,000
257 FAIR ST	2014	Residential	Single Family Dwelling	New Construction	\$437,923
23 WHITTINGTON DR	2011	Residential	Single Family Dwelling	New Construction	\$435,600
81 LOVERS LANE	2012	Residential	Single Family Dwelling	New Construction	\$434,401

Address	Year Issued	Category	Building Type	Construction Type	Estimated Value
24 SUTHERLAND CRES	2012	Residential	Single Family Dwelling	New Construction	\$433,750
217 JOHN FREDERICK DR	2013	Residential	Single Family Dwelling	New Construction	\$433,000
216 RAYMOND RD	2013	Residential	Single Family Dwelling	New Construction	\$432,750
28 WESTRIDGE DR	2012	Residential	Single Family Dwelling	New Construction	\$432,000
1176 ALBERTON RD	2014	Residential	Single Family Dwelling	New Construction	\$431,400
207 VINTON RD	2012	Residential	Single Family Dwelling	New Construction	\$431,250
416 ANNALEE DR	2013	Residential	Single Family Dwelling	New Construction	\$430,000
50 SEXTON CRES	2013	Residential	Single Family Dwelling	New Construction	\$429,900
116 WOODHOUSE ST	2012	Residential	Single Family Dwelling	New Construction	\$426,750
60 GRANDELL DR	2012	Residential	Single Family Dwelling	New Construction	\$426,750
68 GRANDELL DR	2012	Residential	Single Family Dwelling	New Construction	\$426,750
51 CURRAN RD	2011	Residential	Single Family Dwelling	New Construction	\$426,750
67 CURRAN RD	2011	Residential	Single Family Dwelling	New Construction	\$426,750
203 VINTON RD	2011	Residential	Single Family Dwelling	New Construction	\$426,150
152 GRANDELL DR	2012	Residential	Single Family Dwelling	New Construction	\$426,000
239 JOHN FREDERICK DR	2013	Residential	Single Family Dwelling	New Construction	\$425,000
229 JOHN FREDERICK DR	2014	Residential	Single Family Dwelling	New Construction	\$424,258
98 SEXTON CRES	2014	Residential	Single Family Dwelling	New Construction	\$423,033
569 MOHAWK RD	2013	Residential	Single Family Dwelling	New Construction	\$421,200
184 JOHN FREDERICK DR	2013	Residential	Single Family Dwelling	New Construction	\$420,000
324 ROBINA RD	2013	Residential	Single Family Dwelling	New Construction	\$420,000
227 ROSEMARY LANE	2012	Residential	Single Family Dwelling	New Construction	\$420,000
103 RAYMOND RD	2014	Residential	Single Family Dwelling	New Construction	\$419,400
104 GRANDELL DR	2013	Residential	Single Family Dwelling	New Construction	\$419,400
108 GRANDELL DR	2013	Residential	Single Family Dwelling	New Construction	\$419,400
112 GRANDELL DR	2013	Residential	Single Family Dwelling	New Construction	\$419,400
200 RAYMOND RD	2013	Residential	Single Family Dwelling	New Construction	\$419,400
200 RAYMOND RD	2013	Residential	Single Family Dwelling	New Construction	\$419,400
204 RAYMOND RD	2013	Residential	Single Family Dwelling	New Construction	\$419,400
240 RAYMOND RD	2013	Residential	Single Family Dwelling	New Construction	\$419,400
96 GRANDELL DR	2013	Residential	Single Family Dwelling	New Construction	\$419,400
132 GRANDELL DR	2012	Residential	Single Family Dwelling	New Construction	\$419,400
220 RAYMOND RD	2012	Residential	Single Family Dwelling	New Construction	\$419,400
252 RAYMOND RD	2012	Residential	Single Family Dwelling	New Construction	\$419,400
147 RAYMOND RD	2012	Residential	Single Family Dwelling	New Construction	\$419,250
223 VINTON RD	2011	Residential	Single Family Dwelling	New Construction	\$419,250
128 CHAMBERS DR	2013	Residential	Single Family Dwelling	New Construction	\$419,160
151 CHAMBERS DR	2012	Residential	Single Family Dwelling	New Construction	\$418,920
224 RAYMOND RD	2013	Residential	Single Family Dwelling	New Construction	\$417,900
72 GRANDELL DR	2012	Residential	Single Family Dwelling	New Construction	\$417,900
92 GRANDELL DR	2012	Residential	Single Family Dwelling	New Construction	\$417,900
107 RAYMOND RD	2014	Residential	Single Family Dwelling	New Construction	\$417,356
154 CHAMBERS DR	2013	Residential	Single Family Dwelling	New Construction	\$415,000
27 COPPERHILL CRT	2011	Residential	Single Family Dwelling	New Construction	\$414,625
55 STILES ST	2013	Residential	Single Family Dwelling	New Construction	\$413,000
227 SPRINGBROOK AVE	2014	Residential	Single Family Dwelling	New Construction	\$410,520
143 CHAMBERS DR	2012	Residential	Single Family Dwelling	New Construction	\$410,000
159 CHAMBERS DR	2012	Residential	Single Family Dwelling	New Construction	\$410,000

Address	Year Issued	Category	Building Type	Construction Type	Estimated Value
33 CAMERON DR	2013	Residential	Single Family Dwelling	New Construction	\$404,640
256 MOORLAND CRES	2014	Residential	Single Family Dwelling	New Construction	\$403,920
789 MONTGOMERY DR	2014	Residential	Single Family Dwelling	Addition	\$400,000
265 FAIR ST	2014	Residential	Single Family Dwelling	New Construction	\$400,000
226 JOHN FREDERICK DR	2013	Residential	Single Family Dwelling	New Construction	\$400,000
915 MONTGOMERY DR	2012	Residential	Single Family Dwelling	New Construction	\$400,000
126 FALLINGBROOK DR	2011	Residential	Single Family Dwelling	New Construction	\$400,000
170 OAKHILL PL	2011	Residential	Single Family Dwelling	New Construction	\$400,000
86 ORCHARD DR	2011	Residential	Single Family Dwelling	New Construction	\$400,000
87 ST MARGARETS RD	2011	Residential	Single Family Dwelling	New Construction	\$400,000
92 CHAMBERS DR	2011	Residential	Single Family Dwelling	New Construction	\$400,000



Hamilton

Contact Information

Planning & Economic Development Department
Economic Development Division

Report Author: Graeme Brown, MBA, PMP

Phone: 905-546-2424 Ext. 2363

Email: graeme.brown@hamilton.ca

