



Hamilton

City of Hamilton
Economic Development
Activity Report
August 2014

WARD 15

January 1, 2007 - July 31, 2014

HAMILTON
ECONOMIC
DEVELOPMENT



Introduction

This report is one in a series of 15 ward specific Economic Development Activity Reports for the City of Hamilton. Each report provides detailed information on building permit activity and estimated values between the period of January 1, 2007 and July 31, 2014 in the identified ward.

Information for this report was obtained from the City of Hamilton's Building Division in August, 2014. This report is meant to compliment the monthly and annual building permit reports prepared by the Building Division. Minor variances between numbers provided in prior published Building Permit Reports by the Building Division and those numbers published in these reports are due to building permit amendments made by the applicant after the Building Division reports were published.

Table of Contents

Report Section

City of Hamilton - Building Permit Statistics (2007 - 2014)	Page 1
Table: City of Hamilton - Annual Number of Building Permits Issued	
Chart: Total Number of Permits - City of Hamilton	
Table: City of Hamilton Annual Estimated Building Permit Values	
Chart: Total Estimated Value of Permits - City of Hamilton	
Annual Activity in the Ward	Page 2
Table: Annual Number of Building Permits Issued	
Chart: Total Number of Building Permits in the Ward	
Estimated Value of Annual Activity in the Ward	Page 3
Table: Annual Estimated Building Permit Values	
Chart: Total Value of Building Permits in the Ward	
Residential Permits in the Ward - Annual Statistics	Page 4
Table: Annual Residential Permit Statistics	
Chart: Total Number of Residential Permits	
Chart: Total Estimated Value of Residential Permits	
ICI Permits in the Ward - Annual Statistics	Page 5
Table: Annual Industrial, Commercial and Institutional (ICI) Permit Statistics	
Chart: Total Number of ICI Permits	
Chart: Total Estimated Value of ICI Permits	
Large Building Permits (\$300K or Greater) Since 2011	Page 6

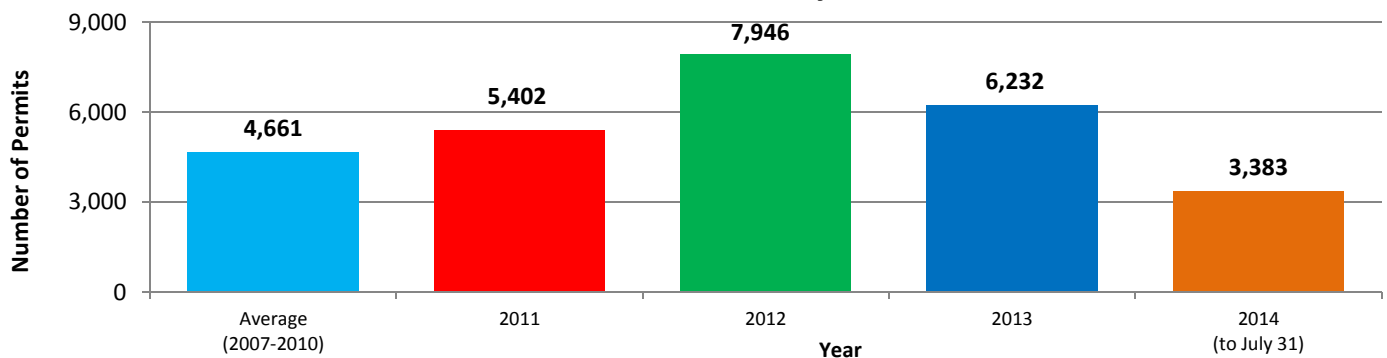
City of Hamilton - Building Permit Statistics (2007 - 2014)

City of Hamilton - Annual Number of Building Permits Issued

	2007	2008	2009	2010	2011	2012	2013	2014*
Residential	2,664	2,761	2,906	4,991	3,368	3,299	3,131	1,970
Commercial	414	409	426	493	597	593	687	346
Industrial	112	94	119	108	155	114	121	88
Institutional	112	87	137	154	139	165	165	77
Other	612	591	644	809	1,143	3,775	2,128	902
City Total	3,914	3,942	4,232	6,555	5,402	7,946	6,232	3,383

* Note: Information is from January 1, 2014 - July 31, 2014

Total Number of Permits - City of Hamilton

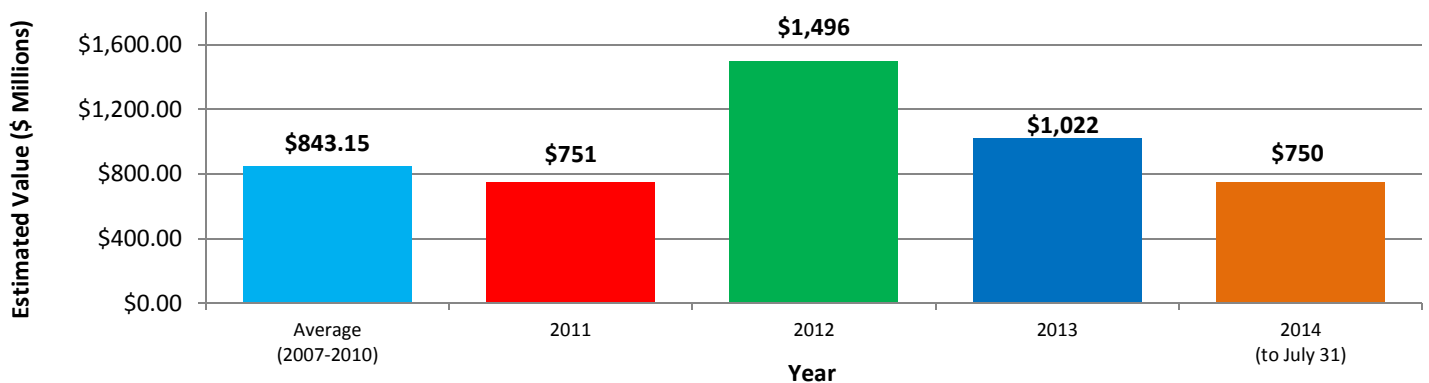


City of Hamilton Annual Estimated Building Permit Values

	2007	2008	2009	2010	2011	2012	2013	2014*
Residential	\$383,076,230	\$409,267,130	\$277,450,338	\$581,087,483	\$431,492,648	\$659,224,731	\$526,011,776	\$510,697,944
Commercial	\$121,500,840	\$138,925,985	\$194,409,100	\$160,843,510	\$120,380,067	\$199,323,506	\$257,054,262	\$139,281,539
Industrial	\$59,746,071	\$49,797,426	\$109,128,960	\$135,255,810	\$29,896,679	\$204,629,279	\$95,391,223	\$36,692,383
Institutional	\$210,195,020	\$206,838,954	\$85,770,282	\$187,637,078	\$152,368,726	\$406,642,636	\$120,149,181	\$51,199,576
Other	\$12,700,857	\$13,351,422	\$19,110,162	\$16,515,046	\$17,176,368	\$26,424,489	\$23,051,026	\$11,956,834
City Total	\$787,219,018	\$818,180,917	\$685,868,842	\$1,081,338,927	\$751,314,488	\$1,496,244,641	\$1,021,657,468	\$749,828,276

* Note: Information is from January 1, 2014 - July 31, 2014

Total Estimated Value of Permits - City of Hamilton



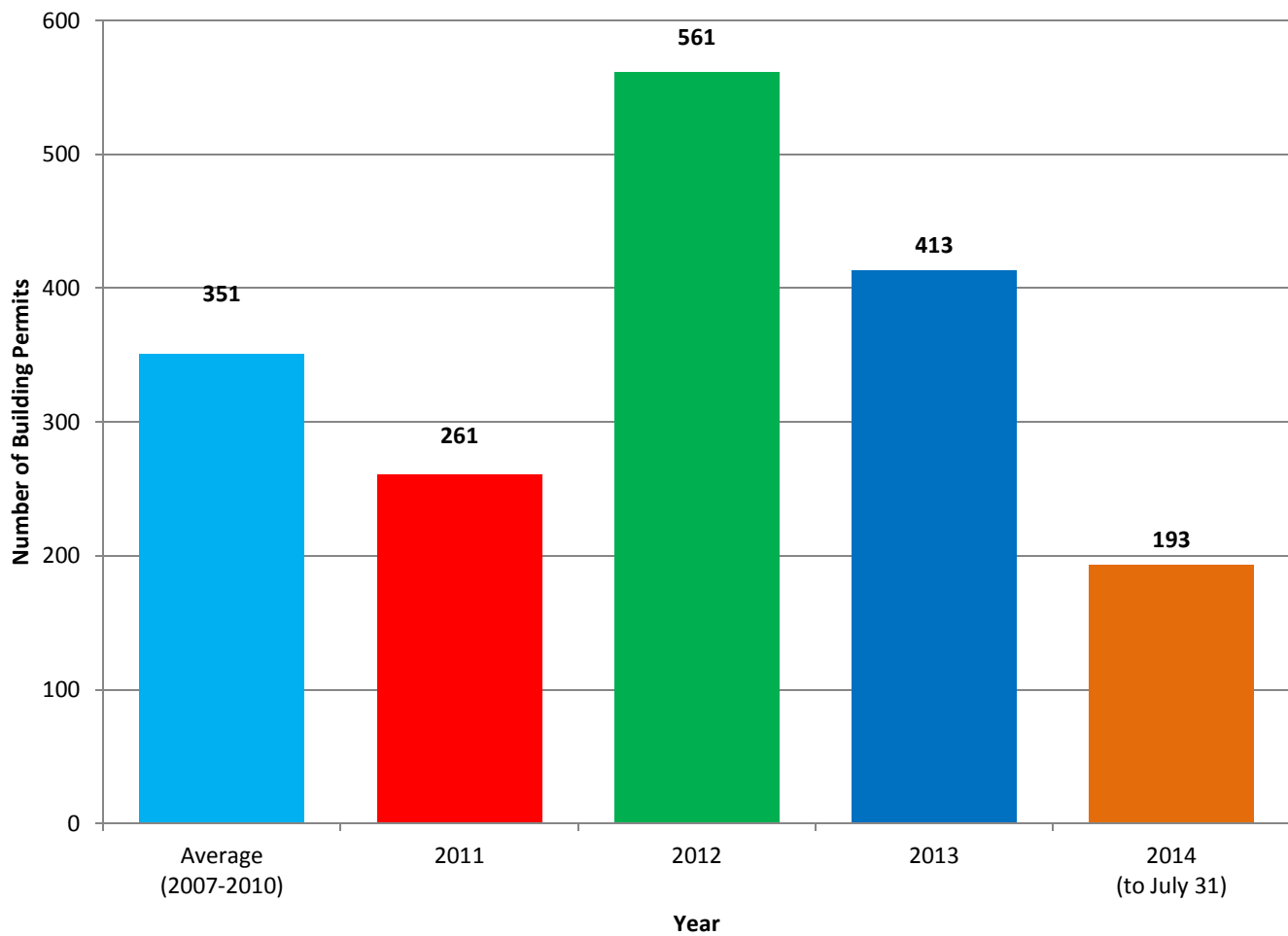
Annual Activity in the Ward

Annual Number of Building Permits Issued

	2007	2008	2009	2010	2011	2012	2013	2014*
Residential	170	299	147	399	142	420	269	134
Commercial	25	15	16	23	30	37	31	15
Industrial	8	4	6	2	10	3	8	3
Institutional	0	2	2	6	5	3	7	0
Ward Total	271	383	235	514	261	561	413	193
City Total	3,914	3,942	4,232	6,555	5,402	7,946	6,232	3,383
% of City Total	6.9%	9.7%	5.6%	7.8%	4.8%	7.1%	6.6%	5.7%

* Note: Information is from January 1, 2014 - July 31, 2014

Total Number of Building Permits in the Ward



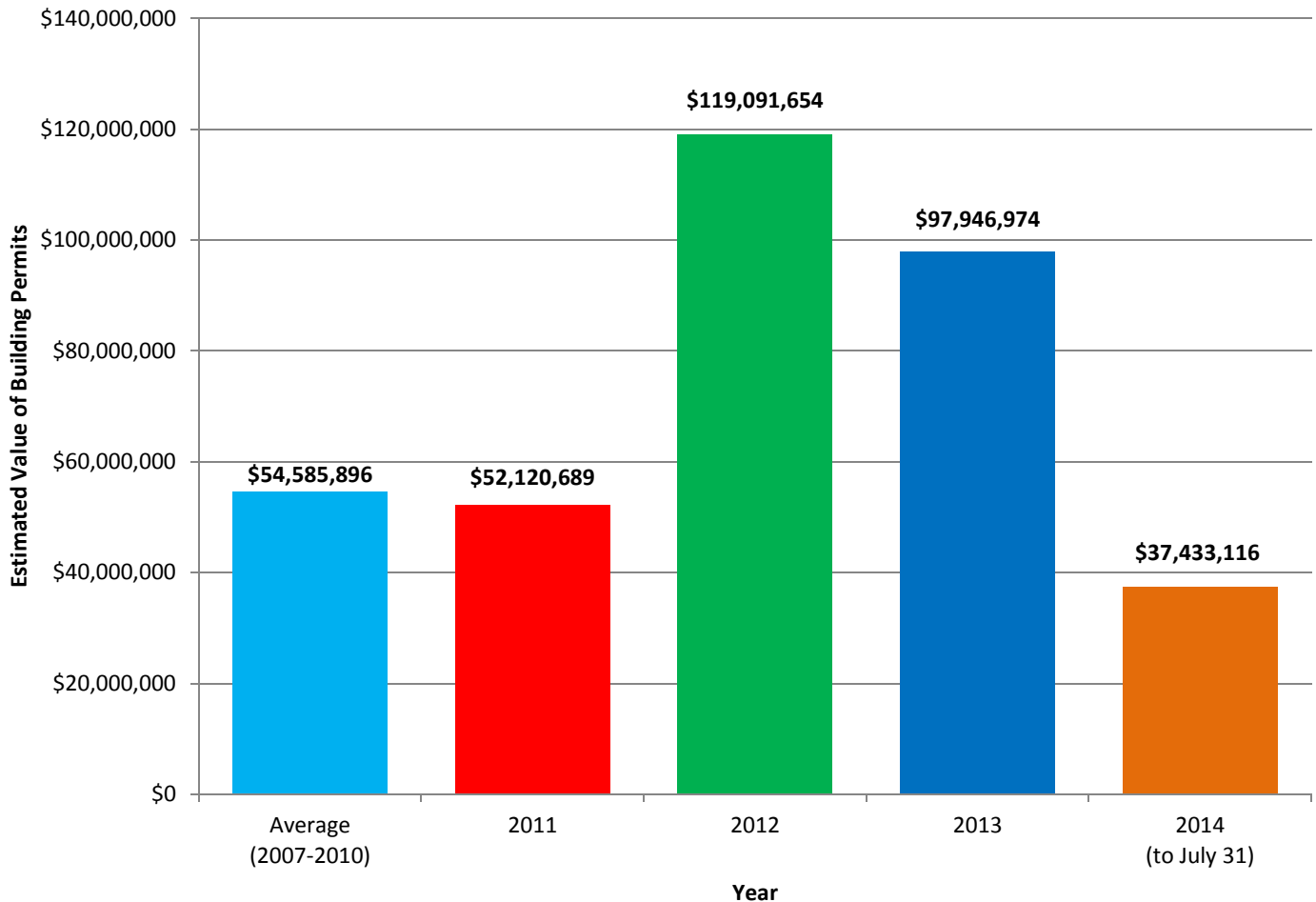
Estimated Value of Annual Activity in the Ward

Annual Estimated Building Permit Values

	2007	2008	2009	2010	2011	2012	2013	2014*
Residential	\$16,409,480	\$45,984,942	\$12,444,777	\$57,631,527	\$17,334,464	\$103,961,952	\$61,931,451	\$30,141,066
Commercial	\$15,629,800	\$16,401,220	\$2,606,100	\$25,766,000	\$4,068,460	\$9,448,187	\$18,676,675	\$5,155,500
Industrial	\$3,480,500	\$735,000	\$2,369,438	\$412,000	\$478,450	\$2,635,000	\$11,335,000	\$370,000
Institutional	\$0	\$50,000	\$1,103,500	\$10,673,000	\$28,306,000	\$125,000	\$1,400,000	\$0
Ward Total	\$36,711,975	\$64,907,722	\$19,712,135	\$97,011,751	\$52,120,689	\$119,091,654	\$97,946,974	\$37,433,116
City Total	\$787,219,018	\$818,180,917	\$685,868,842	\$1,081,338,927	\$751,314,488	\$1,496,244,641	\$1,021,657,468	\$749,828,276
% of City Total	4.7%	7.9%	2.9%	9.0%	6.9%	8.0%	9.6%	5.0%

* Note: Information is from January 1, 2014 - July 31, 2014

Total Value of Building Permits in the Ward



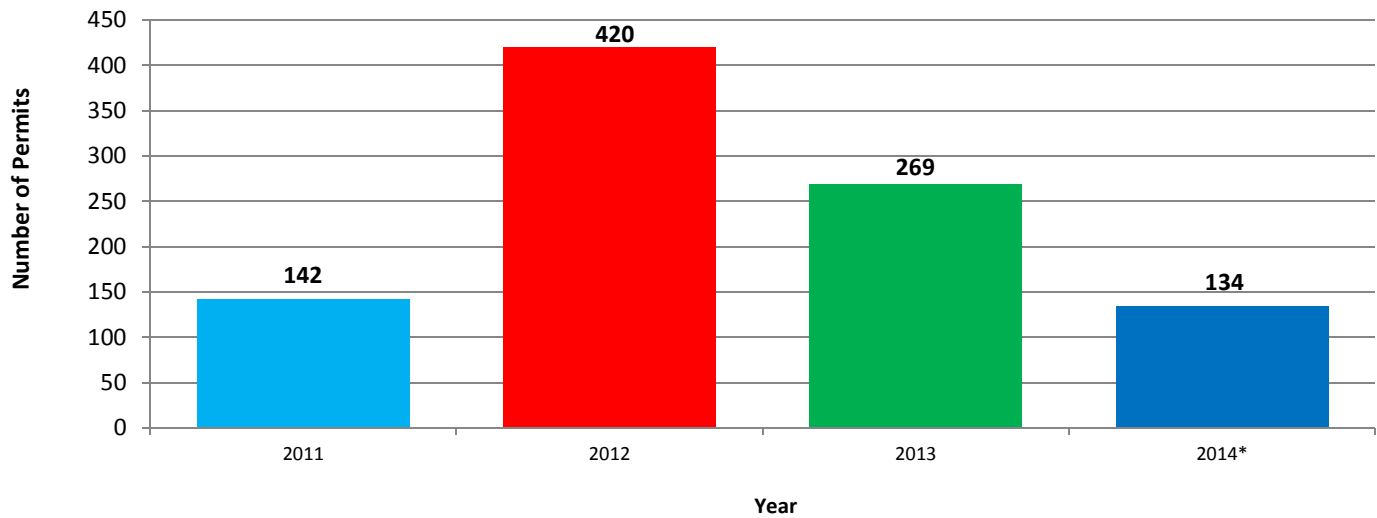
Residential Permits in the Ward - Annual Statistics

Annual Residential Permit Statistics

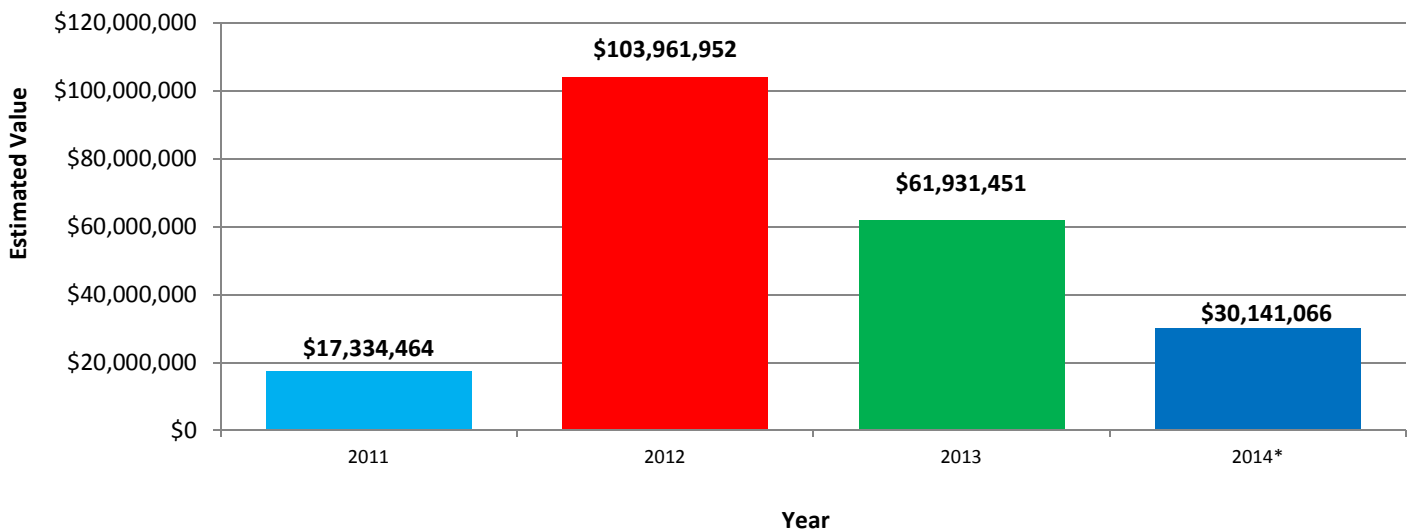
	2007	2008	2009	2010	2011	2012	2013	2014*
Permits Issued	170	299	147	399	142	420	269	134
Estimated Value	\$16,409,480	\$45,984,942	\$12,444,777	\$57,631,527	\$17,334,464	\$103,961,952	\$61,931,451	\$30,141,066

* Note: Information is from January 1, 2014 - July 31, 2014

Total Number of Residential Permits



Total Estimated Value of Residential Permits



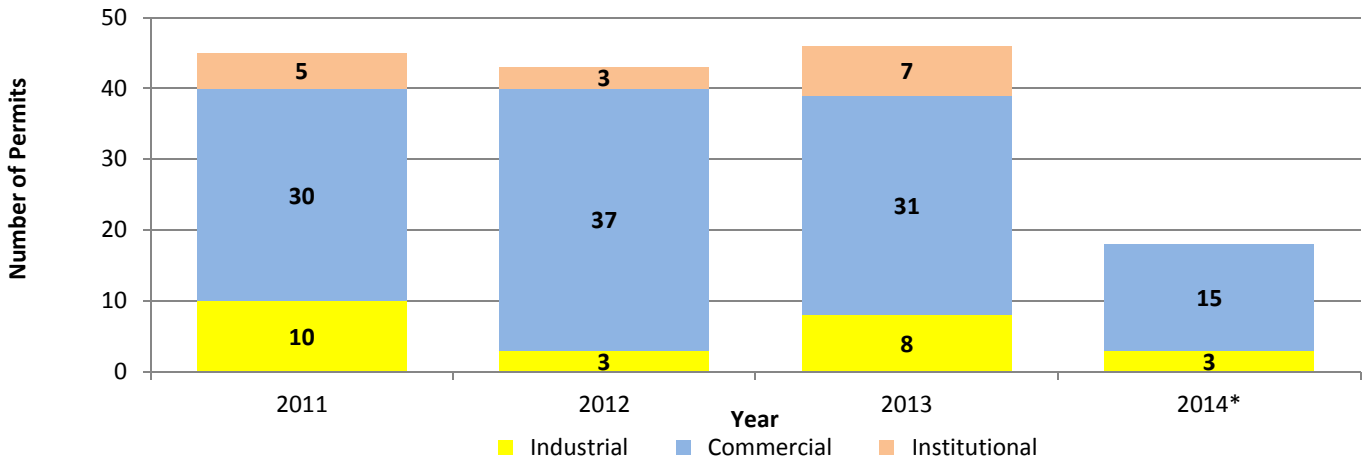
ICI Permits in the Ward - Annual Statistics

Annual Industrial, Commercial and Institutional (ICI) Permit Statistics

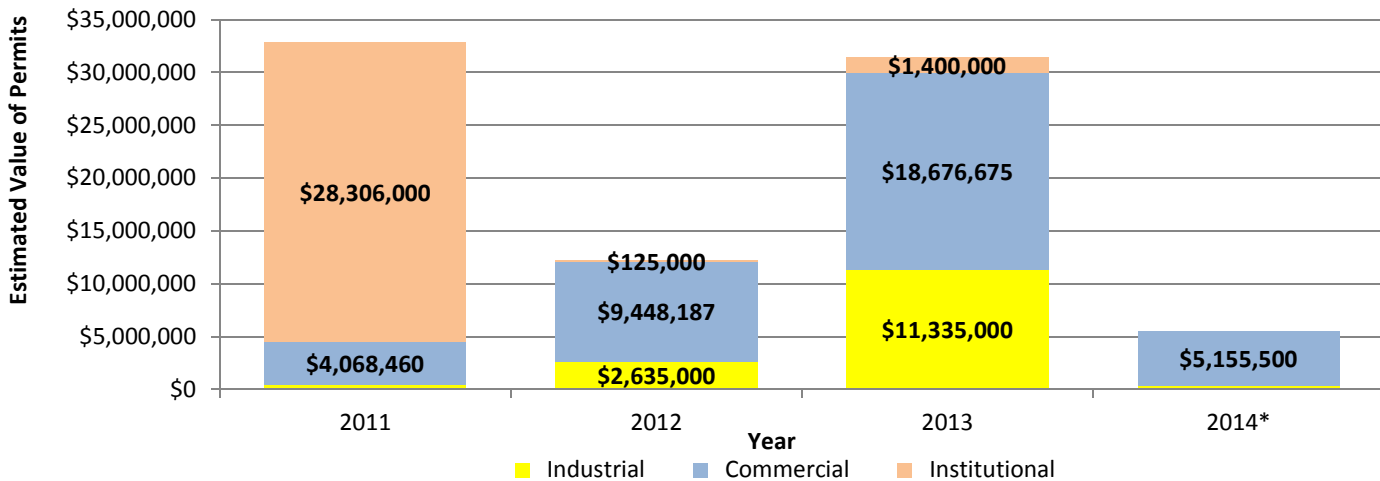
	2007	2008	2009	2010	2011	2012	2013	2014*
Permits Issued	33	21	24	31	45	43	46	18
<i>Industrial</i>	8	4	6	2	10	3	8	3
<i>Commercial</i>	25	15	16	23	30	37	31	15
<i>Institutional</i>	0	2	2	6	5	3	7	0
Estimated Value	\$19,110,300	\$17,186,220	\$6,079,038	\$36,851,000	\$32,852,910	\$12,208,187	\$31,411,675	\$5,525,500
<i>Industrial</i>	\$3,480,500	\$735,000	\$2,369,438	\$412,000	\$478,450	\$2,635,000	\$11,335,000	\$370,000
<i>Commercial</i>	\$15,629,800	\$16,401,220	\$2,606,100	\$25,766,000	\$4,068,460	\$9,448,187	\$18,676,675	\$5,155,500
<i>Institutional</i>	\$0	\$50,000	\$1,103,500	\$10,673,000	\$28,306,000	\$125,000	\$1,400,000	\$0

* Note: Information is from January 1, 2014 - July 31, 2014

Total Number of ICI Permits



Estimated Value of ICI Permits



Large Building Permits (\$300K or Greater) Since 2011

Address	Year Issued	Category	Building Type	Construction Type	Estimated Value
215 PARKSIDE DR	2011	Institutional	High School	Addition (NR)	\$16,000,000
392 DUNDAS ST E	2011	Institutional	Elementary School	New Construction	\$12,250,000
205 CORESLAB DR	2013	Industrial	Factories	New Construction	\$9,000,000
170 ROCKHAVEN LANE	2013	Commercial	Offices	New Construction	\$7,200,000
163 DUNDAS ST E	2013	Commercial	Libraries	New Construction	\$6,800,000
30 HORSESHOE CRES	2012	Commercial	Stores	Alteration	\$4,575,447
273 PARKSIDE DR	2013	Commercial	Clubs, Non Residential	New Construction	\$2,000,000
28 NISBET BLVD	2014	Residential	Townhouses	New Construction	\$1,840,000
14 NISBET BLVD	2013	Residential	Townhouses	New Construction	\$1,819,970
42 NISBET BLVD	2013	Residential	Townhouses	New Construction	\$1,815,720
100 BURKE ST	2012	Residential	Townhouses	New Construction	\$1,801,680
1 MCPHAIL PL	2012	Residential	Townhouses	New Construction	\$1,715,725
43 HUMPHREY ST	2012	Residential	Townhouses	New Construction	\$1,713,786
46 MCKNIGHT AVE	2012	Residential	Townhouses	New Construction	\$1,711,978
101 SKINNER RD	2012	Residential	Townhouses	New Construction	\$1,711,680
50 CORESLAB DR	2011	Commercial	Offices	New Construction	\$1,700,000
44 FLAMBORO ST	2013	Residential	Townhouses	New Construction	\$1,613,500
46 WOODEND DR	2012	Industrial	Accessory Building	New Construction	\$1,600,000
255 DUNDAS ST E	2014	Commercial	Stores	New Construction	\$1,585,000
255 DUNDAS ST E	2014	Commercial	Stores	New Construction	\$1,585,000
41 NISBET BLVD	2011	Residential	Townhouses	New Construction	\$1,570,680
121 SKINNER RD	2012	Residential	Townhouses	New Construction	\$1,500,000
76 LUPO DR	2013	Residential	Townhouses	New Construction	\$1,490,000
70 MCKNIGHT AVE	2012	Residential	Townhouses	New Construction	\$1,430,000
42 HUMPHREY ST	2012	Residential	Townhouses	New Construction	\$1,426,649
77 LUPO DR	2014	Residential	Townhouses	New Construction	\$1,377,000
46 MOSAIC DR	2013	Residential	Townhouses	New Construction	\$1,374,960
117 PAINTER TER	2013	Residential	Townhouses	New Construction	\$1,320,000
12 SPRINGVIEW DR	2013	Residential	Townhouses	New Construction	\$1,318,200
142 GUNBY BLVD	2013	Residential	Townhouses	New Construction	\$1,318,200
3 SPRINGVIEW DR	2013	Residential	Townhouses	New Construction	\$1,318,200
141 GUNBY BLVD	2013	Residential	Townhouses	New Construction	\$1,318,000
80 DUNDAS ST E	2012	Commercial	Retail Complex/Plaza/Mall	New Construction	\$1,300,000
257 PARKSIDE DR	2014	Residential	Townhouses	New Construction	\$1,296,120
257 PARKSIDE DR	2014	Residential	Townhouses	New Construction	\$1,296,120
39 LUPO DR	2014	Residential	Townhouses	New Construction	\$1,268,613
4 NISBET BLVD	2014	Residential	Townhouses	New Construction	\$1,250,000
355 ROCK CHAPEL RD	2014	Other	Other Farm Building	Addition (NR)	\$1,200,000
63 LUPO DR	2014	Residential	Townhouses	New Construction	\$1,180,000
7 GRIFFIN ST	2012	Residential	Apartments	New Construction	\$1,143,000
7 GRIFFIN ST	2012	Residential	Apartments	New Construction	\$1,143,000
17 SPRINGVIEW DR	2013	Residential	Townhouses	New Construction	\$1,129,450
44 FLAMBORO ST	2013	Residential	Townhouses	New Construction	\$1,121,200
44 FLAMBORO ST	2013	Residential	Townhouses	New Construction	\$1,101,200
10 COLE ST	2011	Residential	Townhouses	New Construction	\$1,072,085
205 CORESLAB DR	2012	Industrial	Plant for Manufacturing	New Construction	\$1,020,000

Address	Year Issued	Category	Building Type	Construction Type	Estimated Value
100 DUNDAS ST E	2011	Commercial	Retail Complex/Plaza/Mall	New Construction	\$1,000,000
257 PARKSIDE DR	2014	Residential	Townhouses	New Construction	\$987,600
257 PARKSIDE DR	2014	Residential	Townhouses	New Construction	\$987,600
91 SKINNER RD	2012	Residential	Townhouses	New Construction	\$934,520
68 MOSAIC DR	2013	Residential	Townhouses	New Construction	\$916,640
83 SKINNER RD	2012	Residential	Townhouses	New Construction	\$875,000
257 PARKSIDE DR	2014	Residential	Townhouses	New Construction	\$865,300
257 PARKSIDE DR	2014	Residential	Townhouses	New Construction	\$865,300
257 PARKSIDE DR	2014	Residential	Townhouses	New Construction	\$865,300
257 PARKSIDE DR	2014	Residential	Townhouses	New Construction	\$865,000
257 PARKSIDE DR	2014	Residential	Townhouses	New Construction	\$865,000
257 PARKSIDE DR	2014	Residential	Townhouses	New Construction	\$865,000
233 FELLOWES CRES	2014	Residential	Townhouses	New Construction	\$863,513
1694 CENTRE RD	2012	Other	Barn	Addition (NR)	\$856,200
257 PARKSIDE DR	2014	Residential	Townhouses	New Construction	\$850,000
257 PARKSIDE DR	2014	Residential	Townhouses	New Construction	\$850,000
211 MILL ST N	2013	Institutional	Elementary School	Addition (NR)	\$800,000
53 LUPO DR	2014	Residential	Townhouses	New Construction	\$794,400
88 DUNDAS ST E	2012	Commercial	Retail Complex/Plaza/Mall	New Construction	\$768,540
90 BOUSFIELD RISE	2012	Residential	Townhouses	New Construction	\$764,874
255 DUNDAS ST E	2013	Commercial	Retail Complex/Plaza/Mall	Alteration	\$750,000
414 5TH CON RD E	2013	Other	Greenhouse	New Construction	\$750,000
97 SADILOU BLVD	2012	Residential	Townhouses	New Construction	\$744,203
107 SADILOU BLVD	2012	Residential	Townhouses	New Construction	\$733,203
30 GUNBY BLVD	2013	Residential	Townhouses	New Construction	\$720,000
2 COLE ST	2011	Residential	Townhouses	New Construction	\$711,787
22 5TH CON RD E	2013	Industrial	Warehouses	Alteration	\$700,000
100 CORESLAB DR	2013	Industrial	Warehouses	New Construction	\$650,000
45 SCOTT ST	2013	Residential	Single Family Dwelling	New Construction	\$650,000
19 NISBET BLVD	2011	Residential	Townhouses	New Construction	\$641,600
31 NISBET BLVD	2011	Residential	Townhouses	New Construction	\$637,400
102 BOUSFIELD RISE	2011	Residential	Townhouses	New Construction	\$611,000
78 BOUSFIELD RISE	2011	Residential	Townhouses	New Construction	\$610,000
151 7TH CON RD E	2014	Residential	Single Family Dwelling	New Construction	\$600,000
352 MOUNTAIN BROW RD	2012	Residential	Single Family Dwelling	New Construction	\$600,000
66 BOUSFIELD RISE	2012	Residential	Townhouses	New Construction	\$599,302
64 DUNDAS ST E	2013	Industrial	Repair Garages	New Construction	\$575,000
394 CARLISLE RD	2013	Residential	Single Family Dwelling	New Construction	\$575,000
10 GUNBY BLVD	2012	Residential	Townhouses	New Construction	\$565,557
10 McCURDY AVE	2012	Residential	Townhouses	New Construction	\$565,557
3 RUSK TER	2013	Residential	Townhouses	New Construction	\$552,000
4 RUSK TER	2013	Residential	Townhouses	New Construction	\$552,000
111 ROCKCLIFFE RD	2012	Residential	Single Family Dwelling	New Construction	\$550,000
1570 CENTRE RD	2013	Residential	Single Family Dwelling	New Construction	\$525,000
116 WELLINGTON ST	2014	Residential	Single Family Dwelling	New Construction	\$514,218
20 CHESSWOOD TRAIL	2014	Residential	Single Family Dwelling	New Construction	\$508,320
246 DUNDAS ST E	2014	Commercial	Offices	New Construction	\$500,000
401 7TH CON RD E	2014	Residential	Single Family Dwelling	Addition	\$500,000
11 ORCHARD DR	2014	Residential	Single Family Dwelling	New Construction	\$500,000

Address	Year Issued	Category	Building Type	Construction Type	Estimated Value
15 NELSON ST	2014	Residential	Single Family Dwelling	New Construction	\$500,000
37 WELLINGTON ST	2014	Residential	Single Family Dwelling	New Construction	\$500,000
117 5TH CON RD E	2013	Other	Storage Building (Farm)	New Construction	\$500,000
157 SPRINGVIEW DR	2014	Residential	Single Family Dwelling	New Construction	\$487,201
2 McCURDY AVE	2012	Residential	Townhouses	New Construction	\$484,505
100 CHESSWOOD TRAIL	2014	Residential	Single Family Dwelling	New Construction	\$479,209
2 GUNBY BLVD	2012	Residential	Townhouses	New Construction	\$471,297
89 SADIELOU BLVD	2012	Residential	Townhouses	New Construction	\$468,703
392 5TH CON RD W	2011	Residential	Single Family Dwelling	New Construction	\$465,000
414 5TH CON RD E	2013	Other	Greenhouse	Addition (NR)	\$455,000
1130 CENTRE RD	2014	Residential	Single Family Dwelling	New Construction	\$450,000
635 MILLGROVE SIDE RD	2011	Residential	Single Family Dwelling	New Construction	\$445,000
877 CENTRE RD	2011	Residential	Single Family Dwelling	New Construction	\$426,000
64 TRUEDELL CIR	2014	Residential	Single Family Dwelling	New Construction	\$420,000
103 ATTRIDGE CRES	2012	Residential	Single Family Dwelling	New Construction	\$412,500
11 MCCARTNEY ST	2012	Residential	Single Family Dwelling	New Construction	\$412,500
115 ATTRIDGE CRES	2012	Residential	Single Family Dwelling	New Construction	\$412,500
12 ATTRIDGE CRES	2012	Residential	Single Family Dwelling	New Construction	\$412,500
131 MCKNIGHT AVE	2012	Residential	Single Family Dwelling	New Construction	\$412,500
141 MCKNIGHT AVE	2012	Residential	Single Family Dwelling	New Construction	\$412,500
153 MCKNIGHT AVE	2012	Residential	Single Family Dwelling	New Construction	\$412,500
157 MCKNIGHT AVE	2012	Residential	Single Family Dwelling	New Construction	\$412,500
16 ATTRIDGE CRES	2012	Residential	Single Family Dwelling	New Construction	\$412,500
165 MCKNIGHT AVE	2012	Residential	Single Family Dwelling	New Construction	\$412,500
169 MCKNIGHT AVE	2012	Residential	Single Family Dwelling	New Construction	\$412,500
171 MCKNIGHT AVE	2012	Residential	Single Family Dwelling	New Construction	\$412,500
185 SKINNER RD	2012	Residential	Single Family Dwelling	New Construction	\$412,500
19 ATTRIDGE CRES	2012	Residential	Single Family Dwelling	New Construction	\$412,500
23 ATTRIDGE CRES	2012	Residential	Single Family Dwelling	New Construction	\$412,500
24 ATTRIDGE CRES	2012	Residential	Single Family Dwelling	New Construction	\$412,500
28 ATTRIDGE CRES	2012	Residential	Single Family Dwelling	New Construction	\$412,500
31 ATTRIDGE CRES	2012	Residential	Single Family Dwelling	New Construction	\$412,500
38 ATTRIDGE CRES	2012	Residential	Single Family Dwelling	New Construction	\$412,500
39 ATTRIDGE CRES	2012	Residential	Single Family Dwelling	New Construction	\$412,500
42 ATTRIDGE CRES	2012	Residential	Single Family Dwelling	New Construction	\$412,500
55 PRUDHAM CRES	2012	Residential	Single Family Dwelling	New Construction	\$412,500
59 PRUDHAM CRES	2012	Residential	Single Family Dwelling	New Construction	\$412,500
66 ATTRIDGE CRES	2012	Residential	Single Family Dwelling	New Construction	\$412,500
70 ATTRIDGE CRES	2012	Residential	Single Family Dwelling	New Construction	\$412,500
78 ATTRIDGE CRES	2012	Residential	Single Family Dwelling	New Construction	\$412,500
8 ATTRIDGE CRES	2012	Residential	Single Family Dwelling	New Construction	\$412,500
95 ATTRIDGE CRES	2012	Residential	Single Family Dwelling	New Construction	\$412,500
95 ATTRIDGE CRES	2012	Residential	Single Family Dwelling	New Construction	\$412,500
109 BOUSFIELD RISE	2013	Residential	Semi-Detached Dwelling	New Construction	\$401,280
12 PAINTER TER	2013	Residential	Semi-Detached Dwelling	New Construction	\$401,280
37 SADIELOU BLVD	2011	Residential	Semi-Detached Dwelling	New Construction	\$401,000
63 MILL ST S	2014	Residential	Single Family Dwelling	Addition	\$400,000
117 5TH CON RD E	2013	Other	Storage Building (Farm)	Alteration	\$400,000
407 5TH CON RD W	2013	Other	Storage Building (Farm)	New Construction	\$400,000

Address	Year Issued	Category	Building Type	Construction Type	Estimated Value
12 RUSK TER	2013	Residential	Semi-Detached Dwelling	New Construction	\$400,000
376 PARKSIDE DR	2013	Residential	Single Family Dwelling	Addition	\$400,000
80 DUNDAS ST E	2012	Commercial	Restaurant > 30 People	Alteration	\$400,000
17 HOWARD BLVD	2012	Residential	Single Family Dwelling	New Construction	\$400,000
77 SADILOU BLVD	2012	Residential	Semi-Detached Dwelling	New Construction	\$398,867
5 MCCARTNEY ST	2012	Residential	Single Family Dwelling	New Construction	\$392,375
67 BOUSFIELD RISE	2011	Residential	Semi-Detached Dwelling	New Construction	\$390,006
103 BOUSFIELD RISE	2013	Residential	Semi-Detached Dwelling	New Construction	\$390,000
115 BOUSFIELD RISE	2013	Residential	Semi-Detached Dwelling	New Construction	\$390,000
97 BOUSFIELD RISE	2013	Residential	Semi-Detached Dwelling	New Construction	\$390,000
158 PAINTER TER	2013	Residential	Single Family Dwelling	New Construction	\$390,000
73 BOUSFIELD RISE	2012	Residential	Semi-Detached Dwelling	New Construction	\$390,000
85 BOUSFIELD RISE	2012	Residential	Semi-Detached Dwelling	New Construction	\$390,000
111 ATTRIDGE CRES	2012	Residential	Single Family Dwelling	New Construction	\$387,500
145 MCKNIGHT AVE	2012	Residential	Single Family Dwelling	New Construction	\$387,500
148 MCKNIGHT AVE	2012	Residential	Single Family Dwelling	New Construction	\$387,500
149 MCKNIGHT AVE	2012	Residential	Single Family Dwelling	New Construction	\$387,500
152 MCKNIGHT AVE	2012	Residential	Single Family Dwelling	New Construction	\$387,500
161 MCKNIGHT AVE	2012	Residential	Single Family Dwelling	New Construction	\$387,500
178 HUMPHREY ST	2012	Residential	Single Family Dwelling	New Construction	\$387,500
178 MCKNIGHT AVE	2012	Residential	Single Family Dwelling	New Construction	\$387,500
20 ATTRIDGE CRES	2012	Residential	Single Family Dwelling	New Construction	\$387,500
3 ATTRIDGE CRES	2012	Residential	Single Family Dwelling	New Construction	\$387,500
7 ATTRIDGE CRES	2012	Residential	Single Family Dwelling	New Construction	\$387,500
99 ATTRIDGE CRES	2012	Residential	Single Family Dwelling	New Construction	\$387,500
174 PAINTER TER	2013	Residential	Single Family Dwelling	New Construction	\$386,000
166 PAINTER TER	2013	Residential	Single Family Dwelling	New Construction	\$385,680
123 ATTRIDGE CRES	2012	Residential	Single Family Dwelling	New Construction	\$380,000
17 MCDONALD CRT	2012	Residential	Single Family Dwelling	New Construction	\$380,000
182 HUMPHREY ST	2012	Residential	Single Family Dwelling	New Construction	\$380,000
189 SKINNER RD	2012	Residential	Single Family Dwelling	New Construction	\$380,000
4 ATTRIDGE CRES	2012	Residential	Single Family Dwelling	New Construction	\$380,000
43 ATTRIDGE CRES	2012	Residential	Single Family Dwelling	New Construction	\$380,000
63 PRUDHAM CRES	2012	Residential	Single Family Dwelling	New Construction	\$380,000
87 ATTRIDGE CRES	2012	Residential	Single Family Dwelling	New Construction	\$380,000
1068 WYATT RD	2011	Residential	Single Family Dwelling	New Construction	\$380,000
179 MCKNIGHT AVE	2012	Residential	Single Family Dwelling	New Construction	\$379,375
15 ORCHARD DR	2011	Residential	Single Family Dwelling	New Construction	\$378,200
154 PAINTER TER	2013	Residential	Single Family Dwelling	New Construction	\$375,000
162 PAINTER TER	2013	Residential	Single Family Dwelling	New Construction	\$375,000
4 MOSAIC DR	2013	Residential	Single Family Dwelling	New Construction	\$375,000
107 MCKNIGHT AVE	2012	Residential	Single Family Dwelling	New Construction	\$372,500
11 RUSK TER	2013	Residential	Semi-Detached Dwelling	New Construction	\$370,000
11 ATTRIDGE CRES	2012	Residential	Single Family Dwelling	New Construction	\$370,000
160 MCKNIGHT AVE	2012	Residential	Single Family Dwelling	New Construction	\$370,000
174 MCKNIGHT AVE	2012	Residential	Single Family Dwelling	New Construction	\$370,000
34 ATTRIDGE CRES	2012	Residential	Single Family Dwelling	New Construction	\$370,000
34 PRUDHAM CRES	2012	Residential	Single Family Dwelling	New Construction	\$370,000

Address	Year Issued	Category	Building Type	Construction Type	Estimated Value
135 MCKNIGHT AVE	2012	Residential	Single Family Dwelling	New Construction	\$369,375
150 PAINTER TER	2013	Residential	Single Family Dwelling	New Construction	\$367,000
117 ROCKCLIFFE RD	2013	Residential	Single Family Dwelling	New Construction	\$365,520
121 BOUSFIELD RISE	2013	Residential	Semi-Detached Dwelling	New Construction	\$360,000
24 GUNBY BLVD	2013	Residential	Semi-Detached Dwelling	New Construction	\$360,000
6 PAINTER TER	2013	Residential	Semi-Detached Dwelling	New Construction	\$360,000
91 BOUSFIELD RISE	2013	Residential	Semi-Detached Dwelling	New Construction	\$360,000
43 BOUSFIELD CRT	2012	Residential	Semi-Detached Dwelling	New Construction	\$358,000
43 SADIELOU BLVD	2012	Residential	Semi-Detached Dwelling	New Construction	\$358,000
55 BOUSFIELD RISE	2012	Residential	Semi-Detached Dwelling	New Construction	\$358,000
71 SADIELOU BLVD	2012	Residential	Semi-Detached Dwelling	New Construction	\$357,844
25 SADIELOU BLVD	2011	Residential	Semi-Detached Dwelling	New Construction	\$357,840
166 HUMPHREY ST	2012	Residential	Single Family Dwelling	New Construction	\$353,000
104 MCKNIGHT AVE	2012	Residential	Single Family Dwelling	New Construction	\$352,000
115 MCKNIGHT AVE	2012	Residential	Single Family Dwelling	New Construction	\$352,000
123 MCKNIGHT AVE	2012	Residential	Single Family Dwelling	New Construction	\$352,000
127 MCKNIGHT AVE	2012	Residential	Single Family Dwelling	New Construction	\$352,000
132 MCKNIGHT AVE	2012	Residential	Single Family Dwelling	New Construction	\$352,000
174 HUMPHREY ST	2012	Residential	Single Family Dwelling	New Construction	\$352,000
177 SKINNER RD	2012	Residential	Single Family Dwelling	New Construction	\$352,000
47 PRUDHAM CRES	2012	Residential	Single Family Dwelling	New Construction	\$352,000
17 MAIN ST N	2014	Commercial	Offices	Addition (NR)	\$350,000
17 MAIN ST N	2014	Commercial	Offices	Addition (NR)	\$350,000
304 DUNDAS ST E	2013	Commercial	Banks	Alteration	\$350,000
211 PARKSIDE DR	2013	Institutional	Elementary School	Addition (NR)	\$350,000
199 PAINTER TER	2013	Residential	Single Family Dwelling	New Construction	\$350,000
601 DUNDAS ST E	2012	Other	Riding Stable	New Construction	\$350,000
129 OVERDALE AVE	2012	Residential	Single Family Dwelling	Addition	\$350,000
1438 ALDERSON RD	2012	Residential	Single Family Dwelling	New Construction	\$350,000
154 HUMPHREY ST	2012	Residential	Single Family Dwelling	New Construction	\$350,000
161 SKINNER RD	2012	Residential	Single Family Dwelling	New Construction	\$350,000
187 MCKNIGHT AVE	2012	Residential	Single Family Dwelling	New Construction	\$350,000
27 MCKNIGHT AVE	2012	Residential	Single Family Dwelling	New Construction	\$350,000
31 MCKNIGHT AVE	2012	Residential	Single Family Dwelling	New Construction	\$350,000
38 HUMPHREY ST	2012	Residential	Single Family Dwelling	New Construction	\$350,000
728 MILLGROVE SIDE RD	2011	Residential	Single Family Dwelling	New Construction	\$350,000
141 PARKSIDE DR	2013	Residential	Single Family Dwelling	New Construction	\$345,000
143 PARKSIDE DR	2013	Residential	Single Family Dwelling	New Construction	\$345,000
49 SPRINGVIEW DR	2012	Residential	Single Family Dwelling	New Construction	\$343,920
56 SPRINGVIEW DR	2012	Residential	Single Family Dwelling	New Construction	\$343,920
182 PAINTER TER	2012	Residential	Single Family Dwelling	New Construction	\$341,880
151 HUMPHREY ST	2012	Residential	Single Family Dwelling	New Construction	\$340,375
100 MCKNIGHT AVE	2012	Residential	Single Family Dwelling	New Construction	\$340,000
119 ATTRIDGE CRES	2012	Residential	Single Family Dwelling	New Construction	\$340,000
119 MCKNIGHT AVE	2012	Residential	Single Family Dwelling	New Construction	\$340,000
14 HUMPHREY ST	2012	Residential	Single Family Dwelling	New Construction	\$340,000
140 MCKNIGHT AVE	2012	Residential	Single Family Dwelling	New Construction	\$340,000
173 SKINNER RD	2012	Residential	Single Family Dwelling	New Construction	\$340,000

Address	Year Issued	Category	Building Type	Construction Type	Estimated Value
27 ATTRIDGE CRES	2012	Residential	Single Family Dwelling	New Construction	\$340,000
35 ATTRIDGE CRES	2012	Residential	Single Family Dwelling	New Construction	\$340,000
39 PRUDHAM CRES	2012	Residential	Single Family Dwelling	New Construction	\$340,000
54 ATTRIDGE CRES	2012	Residential	Single Family Dwelling	New Construction	\$340,000
62 ATTRIDGE CRES	2012	Residential	Single Family Dwelling	New Construction	\$340,000
74 ATTRIDGE CRES	2012	Residential	Single Family Dwelling	New Construction	\$340,000
91 ATTRIDGE CRES	2012	Residential	Single Family Dwelling	New Construction	\$340,000
51 PRUDHAM CRES	2012	Residential	Single Family Dwelling	New Construction	\$339,321
117 SPRINGVIEW DR	2013	Residential	Single Family Dwelling	New Construction	\$338,624
10 HUMPHREY ST	2012	Residential	Single Family Dwelling	New Construction	\$338,500
162 HUMPHREY ST	2012	Residential	Single Family Dwelling	New Construction	\$338,500
181 SKINNER RD	2012	Residential	Single Family Dwelling	New Construction	\$338,500
7 HUMPHREY ST	2012	Residential	Single Family Dwelling	New Construction	\$338,500
7 MCKNIGHT AVE	2012	Residential	Single Family Dwelling	New Construction	\$338,500
8 MCCARTNEY ST	2012	Residential	Single Family Dwelling	New Construction	\$338,500
43 PRUDHAM CRES	2012	Residential	Single Family Dwelling	New Construction	\$337,000
3 BLUE SKY TRAIL	2011	Residential	Single Family Dwelling	New Construction	\$337,000
81 SPRINGVIEW DR	2013	Residential	Single Family Dwelling	New Construction	\$336,222
21 MCCARTNEY ST	2012	Residential	Single Family Dwelling	New Construction	\$335,000
3 HUMPHREY ST	2012	Residential	Single Family Dwelling	New Construction	\$334,542
3 MCKNIGHT AVE	2012	Residential	Single Family Dwelling	New Construction	\$334,542
4 MCCARTNEY ST	2012	Residential	Single Family Dwelling	New Construction	\$334,542
8 STILLWATER CRES	2012	Residential	Single Family Dwelling	New Construction	\$332,734
3 STILLWATER CRES	2012	Residential	Single Family Dwelling	New Construction	\$332,475
60 BOUSFIELD RISE	2012	Residential	Semi-Detached Dwelling	New Construction	\$332,400
141 SKINNER RD	2012	Residential	Single Family Dwelling	New Construction	\$330,000
15 MCKNIGHT AVE	2012	Residential	Single Family Dwelling	New Construction	\$330,000
165 HUMPHREY ST	2012	Residential	Single Family Dwelling	New Construction	\$330,000
19 HUMPHREY ST	2012	Residential	Single Family Dwelling	New Construction	\$330,000
19 MCKNIGHT AVE	2012	Residential	Single Family Dwelling	New Construction	\$330,000
22 HUMPHREY ST	2012	Residential	Single Family Dwelling	New Construction	\$330,000
28 MCKNIGHT AVE	2012	Residential	Single Family Dwelling	New Construction	\$330,000
32 MCKNIGHT AVE	2012	Residential	Single Family Dwelling	New Construction	\$330,000
35 HUMPHREY ST	2012	Residential	Single Family Dwelling	New Construction	\$330,000
138 HUMPHREY ST	2012	Residential	Single Family Dwelling	New Construction	\$326,875
64 SPRINGVIEW DR	2013	Residential	Single Family Dwelling	New Construction	\$326,146
97 5TH CON RD E	2013	Other	Storage Building (Farm)	New Construction	\$325,000
140 SPRINGVIEW DR	2013	Residential	Single Family Dwelling	New Construction	\$325,000
190 PAINTER TER	2013	Residential	Single Family Dwelling	New Construction	\$325,000
115 HAMILTON ST N	2012	Commercial	Restaurant > 30 People	Alteration	\$325,000
8 MOSAIC DR	2013	Residential	Single Family Dwelling	New Construction	\$324,250
146 PAINTER TER	2013	Residential	Single Family Dwelling	New Construction	\$324,235
148 SPRINGVIEW DR	2013	Residential	Single Family Dwelling	New Construction	\$324,235
81/2 WESTVIEW CRES	2013	Residential	Single Family Dwelling	New Construction	\$324,000
53 SPRINGVIEW DR	2012	Residential	Single Family Dwelling	New Construction	\$324,000
11 BOUSFIELD CRT	2012	Residential	Single Family Dwelling	New Construction	\$323,000
12 MCCARTNEY ST	2012	Residential	Single Family Dwelling	New Construction	\$323,000
12 MCKNIGHT AVE	2012	Residential	Single Family Dwelling	New Construction	\$323,000

Address	Year Issued	Category	Building Type	Construction Type	Estimated Value
136 MCKNIGHT AVE	2012	Residential	Single Family Dwelling	New Construction	\$323,000
169 SKINNER RD	2012	Residential	Single Family Dwelling	New Construction	\$323,000
17 MCCARTNEY ST	2012	Residential	Single Family Dwelling	New Construction	\$323,000
170 HUMPHREY ST	2012	Residential	Single Family Dwelling	New Construction	\$323,000
18 HUMPHREY ST	2012	Residential	Single Family Dwelling	New Construction	\$323,000
3 BOUSFIELD CRT	2012	Residential	Single Family Dwelling	New Construction	\$323,000
31 BOUSFIELD CRT	2012	Residential	Single Family Dwelling	New Construction	\$323,000
7 BOUSFIELD CRT	2012	Residential	Single Family Dwelling	New Construction	\$323,000
96 MCKNIGHT AVE	2012	Residential	Single Family Dwelling	New Construction	\$323,000
15 HUMPHREY ST	2012	Residential	Single Family Dwelling	New Construction	\$322,659
186 PAINTER TER	2012	Residential	Single Family Dwelling	New Construction	\$322,200
31 PRUDHAM CRES	2012	Residential	Single Family Dwelling	New Construction	\$320,075
164 SPRINGVIEW DR	2013	Residential	Single Family Dwelling	New Construction	\$320,000
21 CHURCHILL AVE	2013	Residential	Single Family Dwelling	New Construction	\$320,000
21 ORCHARD DR	2013	Residential	Single Family Dwelling	New Construction	\$320,000
55 SADILOU BLVD	2012	Residential	Semi-Detached Dwelling	New Construction	\$320,000
83 SADILOU BLVD	2012	Residential	Semi-Detached Dwelling	New Construction	\$320,000
100 7TH CON RD E	2011	Residential	Single Family Dwelling	New Construction	\$320,000
4 MCKNIGHT AVE	2012	Residential	Single Family Dwelling	New Construction	\$319,500
3 PAINTER TER	2012	Residential	Semi-Detached Dwelling	New Construction	\$318,000
185 SPRINGVIEW DR	2013	Residential	Single Family Dwelling	New Construction	\$317,879
140 6TH CON RD E	2012	Residential	Single Family Dwelling	New Construction	\$317,298
121 SPRINGVIEW DR	2013	Residential	Single Family Dwelling	New Construction	\$314,640
96 SPRINGVIEW DR	2013	Residential	Single Family Dwelling	New Construction	\$314,640
11 HUMPHREY ST	2012	Residential	Single Family Dwelling	New Construction	\$314,134
122 HUMPHREY ST	2012	Residential	Single Family Dwelling	New Construction	\$312,500
20 MCCARTNEY ST	2012	Residential	Single Family Dwelling	New Construction	\$312,500
201 MCKNIGHT AVE	2012	Residential	Single Family Dwelling	New Construction	\$312,500
16 MCKNIGHT AVE	2012	Residential	Single Family Dwelling	New Construction	\$310,517
107 ATTRIDGE CRES	2012	Residential	Single Family Dwelling	New Construction	\$307,875
50 ATTRIDGE CRES	2012	Residential	Single Family Dwelling	New Construction	\$307,875
142 PAINTER TER	2013	Residential	Single Family Dwelling	New Construction	\$307,443
175 MCKNIGHT AVE	2012	Residential	Single Family Dwelling	New Construction	\$306,875
101 SPRINGVIEW DR	2013	Residential	Single Family Dwelling	New Construction	\$306,000
85 SPRINGVIEW DR	2013	Residential	Single Family Dwelling	New Construction	\$306,000
92 SPRINGVIEW DR	2013	Residential	Single Family Dwelling	New Construction	\$306,000
564 4TH CON RD W	2012	Residential	Single Family Dwelling	New Construction	\$306,000
69 SPRINGVIEW DR	2013	Residential	Single Family Dwelling	New Construction	\$305,867
152 SPRINGVIEW DR	2013	Residential	Single Family Dwelling	New Construction	\$305,000
32 MOSAIC DR	2013	Residential	Single Family Dwelling	New Construction	\$305,000
20 MCKNIGHT AVE	2012	Residential	Single Family Dwelling	New Construction	\$305,000
27 HUMPHREY ST	2012	Residential	Single Family Dwelling	New Construction	\$305,000
30 HUMPHREY ST	2012	Residential	Single Family Dwelling	New Construction	\$305,000
34 HUMPHREY ST	2012	Residential	Single Family Dwelling	New Construction	\$305,000
35 MCKNIGHT AVE	2012	Residential	Single Family Dwelling	New Construction	\$305,000
88 MCKNIGHT AVE	2012	Residential	Single Family Dwelling	New Construction	\$305,000
12 MOSAIC DR	2013	Residential	Single Family Dwelling	New Construction	\$304,000
126 PAINTER TER	2013	Residential	Single Family Dwelling	New Construction	\$304,000

Address	Year Issued	Category	Building Type	Construction Type	Estimated Value
168 SPRINGVIEW DR	2013	Residential	Single Family Dwelling	New Construction	\$304,000
29 SPRINGVIEW DR	2012	Residential	Single Family Dwelling	New Construction	\$304,000
130 PAINTER TER	2013	Residential	Single Family Dwelling	New Construction	\$303,960
26 SPRINGVIEW DR	2013	Residential	Single Family Dwelling	New Construction	\$303,960
37 SPRINGVIEW DR	2013	Residential	Single Family Dwelling	New Construction	\$303,960
60 SPRINGVIEW DR	2013	Residential	Single Family Dwelling	New Construction	\$303,960
60 SPRINGVIEW DR	2013	Residential	Single Family Dwelling	New Construction	\$303,960
149 PARKSIDE DR	2013	Residential	Single Family Dwelling	New Construction	\$303,956
161 SPRINGVIEW DR	2013	Residential	Single Family Dwelling	New Construction	\$303,956
193 SPRINGVIEW DR	2013	Residential	Single Family Dwelling	New Construction	\$303,956
130 HUMPHREY ST	2012	Residential	Single Family Dwelling	New Construction	\$303,500
142 HUMPHREY ST	2012	Residential	Single Family Dwelling	New Construction	\$303,500
145 SKINNER RD	2012	Residential	Single Family Dwelling	New Construction	\$303,500
147 PARKSIDE DR	2013	Residential	Single Family Dwelling	New Construction	\$303,000
165 SPRINGVIEW DR	2013	Residential	Single Family Dwelling	New Construction	\$303,000
173 PAINTER TER	2013	Residential	Single Family Dwelling	New Construction	\$302,280
187 PAINTER TER	2013	Residential	Single Family Dwelling	New Construction	\$302,280
203 PAINTER TER	2013	Residential	Single Family Dwelling	New Construction	\$302,280
11 MCKNIGHT AVE	2012	Residential	Single Family Dwelling	New Construction	\$300,313
35 PRUDHAM CRES	2012	Residential	Single Family Dwelling	New Construction	\$300,313
8 MCKNIGHT AVE	2012	Residential	Single Family Dwelling	New Construction	\$300,313
400 HWY 6	2014	Industrial	Factories	Addition (NR)	\$300,000
1505 MILBROUGH LINE	2014	Residential	Single Family Dwelling	New Construction	\$300,000
407 5TH CON RD W	2013	Other	Storage Building (Farm)	Alteration	\$300,000
156 SPRINGVIEW DR	2013	Residential	Single Family Dwelling	New Construction	\$300,000
20 WILLIAM ST	2012	Residential	Single Family Dwelling	New Construction	\$300,000
163 DUNDAS ST E	2011	Other	Non Residential	Demolish Non Res	\$300,000
15 ORCHARD DR	2011	Residential	Single Family Dwelling	Addition	\$300,000
63 MILL ST S	2011	Residential	Single Family Dwelling	Addition	\$300,000
184 14TH CON RD E	2011	Residential	Single Family Dwelling	New Construction	\$300,000



Hamilton

Contact Information

Planning & Economic Development Department
Economic Development Division

Report Author: Graeme Brown, MBA, PMP

Phone: 905-546-2424 Ext. 2363

Email: graeme.brown@hamilton.ca

