



Hamilton

City of Hamilton  
Economic Development  
Activity Report  
August 2014

WARD 7

January 1, 2007 - July 31, 2014

HAMILTON  
ECONOMIC  
DEVELOPMENT



# Introduction

This report is one in a series of 15 ward specific Economic Development Activity Reports for the City of Hamilton. Each report provides detailed information on building permit activity and estimated values between the period of January 1, 2007 and July 31, 2014 in the identified ward.

Information for this report was obtained from the City of Hamilton's Building Division in August, 2014. This report is meant to compliment the monthly and annual building permit reports prepared by the Building Division. Minor variances between numbers provided in prior published Building Permit Reports by the Building Division and those numbers published in these reports are due to building permit amendments made by the applicant after the Building Division reports were published.

## Table of Contents

### Report Section

<b>City of Hamilton - Building Permit Statistics (2007 - 2014)</b>	<b>Page 1</b>
Table: City of Hamilton - Annual Number of Building Permits Issued	
Chart: Total Number of Permits - City of Hamilton	
Table: City of Hamilton Annual Estimated Building Permit Values	
Chart: Total Estimated Value of Permits - City of Hamilton	
<b>Annual Activity in the Ward</b>	<b>Page 2</b>
Table: Annual Number of Building Permits Issued	
Chart: Total Number of Building Permits in the Ward	
<b>Estimated Value of Annual Activity in the Ward</b>	<b>Page 3</b>
Table: Annual Estimated Building Permit Values	
Chart: Total Value of Building Permits in the Ward	
<b>Residential Permits in the Ward - Annual Statistics</b>	<b>Page 4</b>
Table: Annual Residential Permit Statistics	
Chart: Total Number of Residential Permits	
Chart: Total Estimated Value of Residential Permits	
<b>ICI Permits in the Ward - Annual Statistics</b>	<b>Page 5</b>
Table: Annual Industrial, Commercial and Institutional (ICI) Permit Statistics	
Chart: Total Number of ICI Permits	
Chart: Total Estimated Value of ICI Permits	
<b>Large Building Permits (\$300K or Greater) Since 2011</b>	<b>Page 6</b>

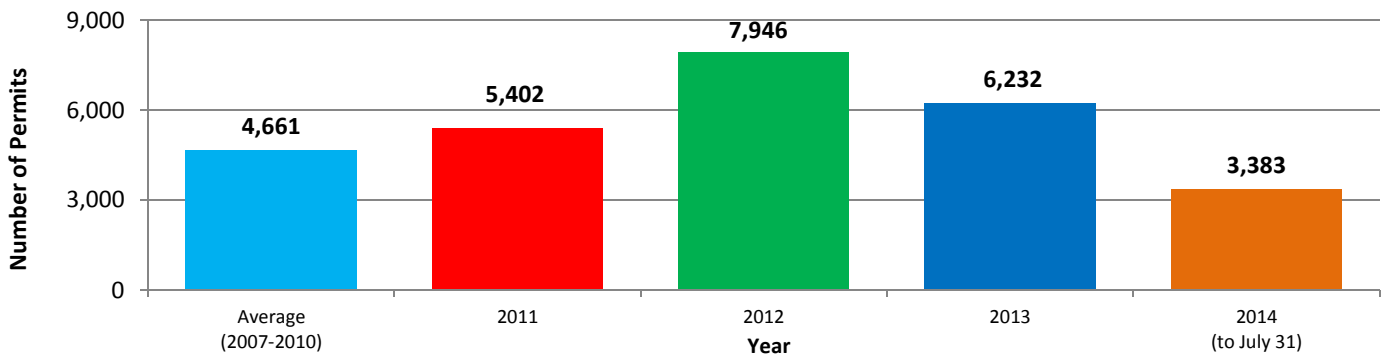
# City of Hamilton - Building Permit Statistics (2007 - 2014)

## City of Hamilton - Annual Number of Building Permits Issued

	2007	2008	2009	2010	2011	2012	2013	2014*
Residential	2,664	2,761	2,906	4,991	3,368	3,299	3,131	1,970
Commercial	414	409	426	493	597	593	687	346
Industrial	112	94	119	108	155	114	121	88
Institutional	112	87	137	154	139	165	165	77
Other	612	591	644	809	1,143	3,775	2,128	902
<b>City Total</b>	<b>3,914</b>	<b>3,942</b>	<b>4,232</b>	<b>6,555</b>	<b>5,402</b>	<b>7,946</b>	<b>6,232</b>	<b>3,383</b>

\* Note: Information is from January 1, 2014 - July 31, 2014

### Total Number of Permits - City of Hamilton

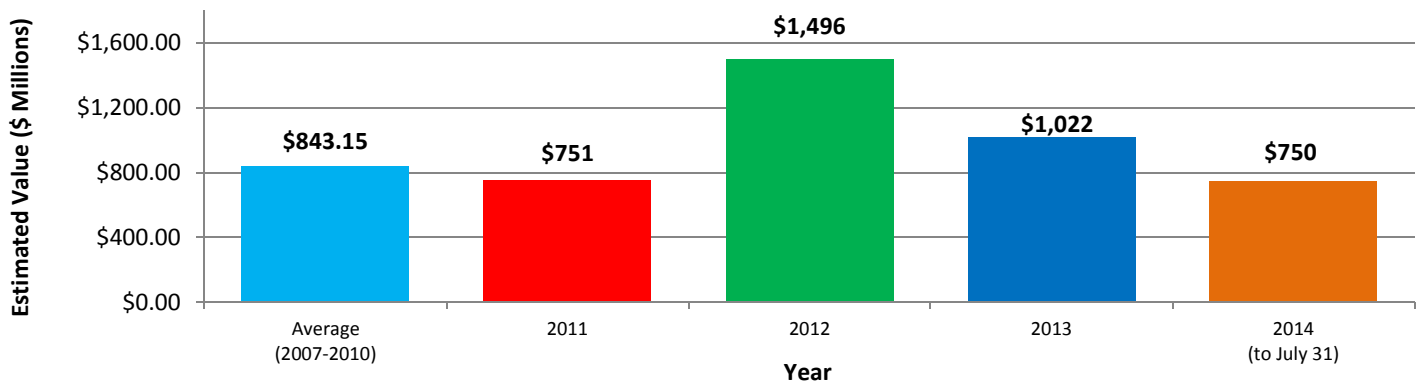


## City of Hamilton Annual Estimated Building Permit Values

	2007	2008	2009	2010	2011	2012	2013	2014*
Residential	\$383,076,230	\$409,267,130	\$277,450,338	\$581,087,483	\$431,492,648	\$659,224,731	\$526,011,776	\$510,697,944
Commercial	\$121,500,840	\$138,925,985	\$194,409,100	\$160,843,510	\$120,380,067	\$199,323,506	\$257,054,262	\$139,281,539
Industrial	\$59,746,071	\$49,797,426	\$109,128,960	\$135,255,810	\$29,896,679	\$204,629,279	\$95,391,223	\$36,692,383
Institutional	\$210,195,020	\$206,838,954	\$85,770,282	\$187,637,078	\$152,368,726	\$406,642,636	\$120,149,181	\$51,199,576
Other	\$12,700,857	\$13,351,422	\$19,110,162	\$16,515,046	\$17,176,368	\$26,424,489	\$23,051,026	\$11,956,834
<b>City Total</b>	<b>\$787,219,018</b>	<b>\$818,180,917</b>	<b>\$685,868,842</b>	<b>\$1,081,338,927</b>	<b>\$751,314,488</b>	<b>\$1,496,244,641</b>	<b>\$1,021,657,468</b>	<b>\$749,828,276</b>

\* Note: Information is from January 1, 2014 - July 31, 2014

### Total Estimated Value of Permits - City of Hamilton



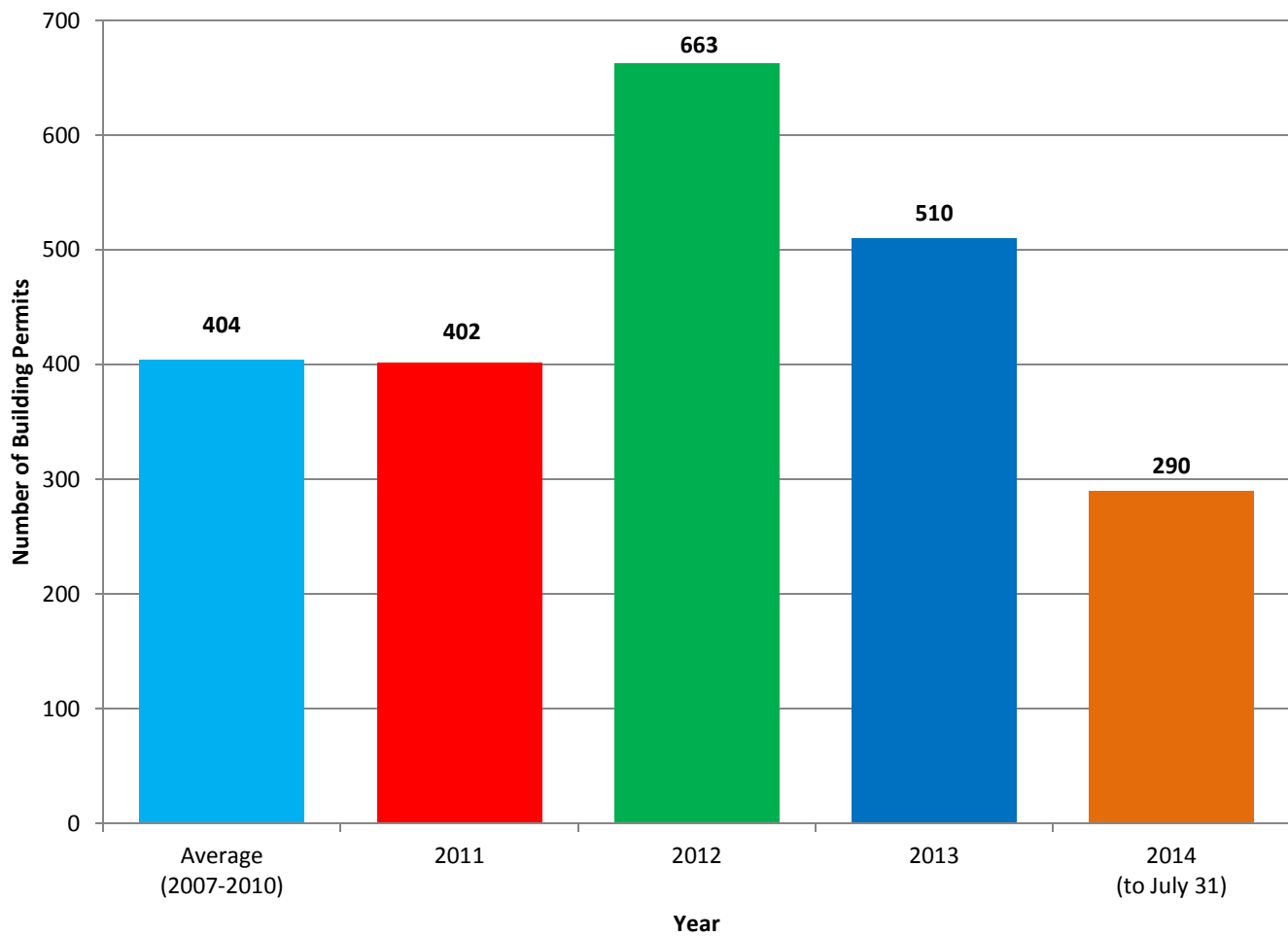
# Annual Activity in the Ward

## Annual Number of Building Permits Issued

	2007	2008	2009	2010	2011	2012	2013	2014*
Residential	271	298	250	414	246	191	212	152
Commercial	41	31	67	62	51	94	99	46
Industrial	0	0	3	2	4	5	5	7
Institutional	11	12	11	15	19	22	17	8
<b>Ward Total</b>	<b>350</b>	<b>367</b>	<b>367</b>	<b>532</b>	<b>402</b>	<b>663</b>	<b>510</b>	<b>290</b>
City Total	3,914	3,942	4,232	6,555	5,402	7,946	6,232	3,383
% of City Total	8.9%	9.3%	8.7%	8.1%	7.4%	8.3%	8.2%	8.6%

\* Note: Information is from January 1, 2014 - July 31, 2014

## Total Number of Building Permits in the Ward



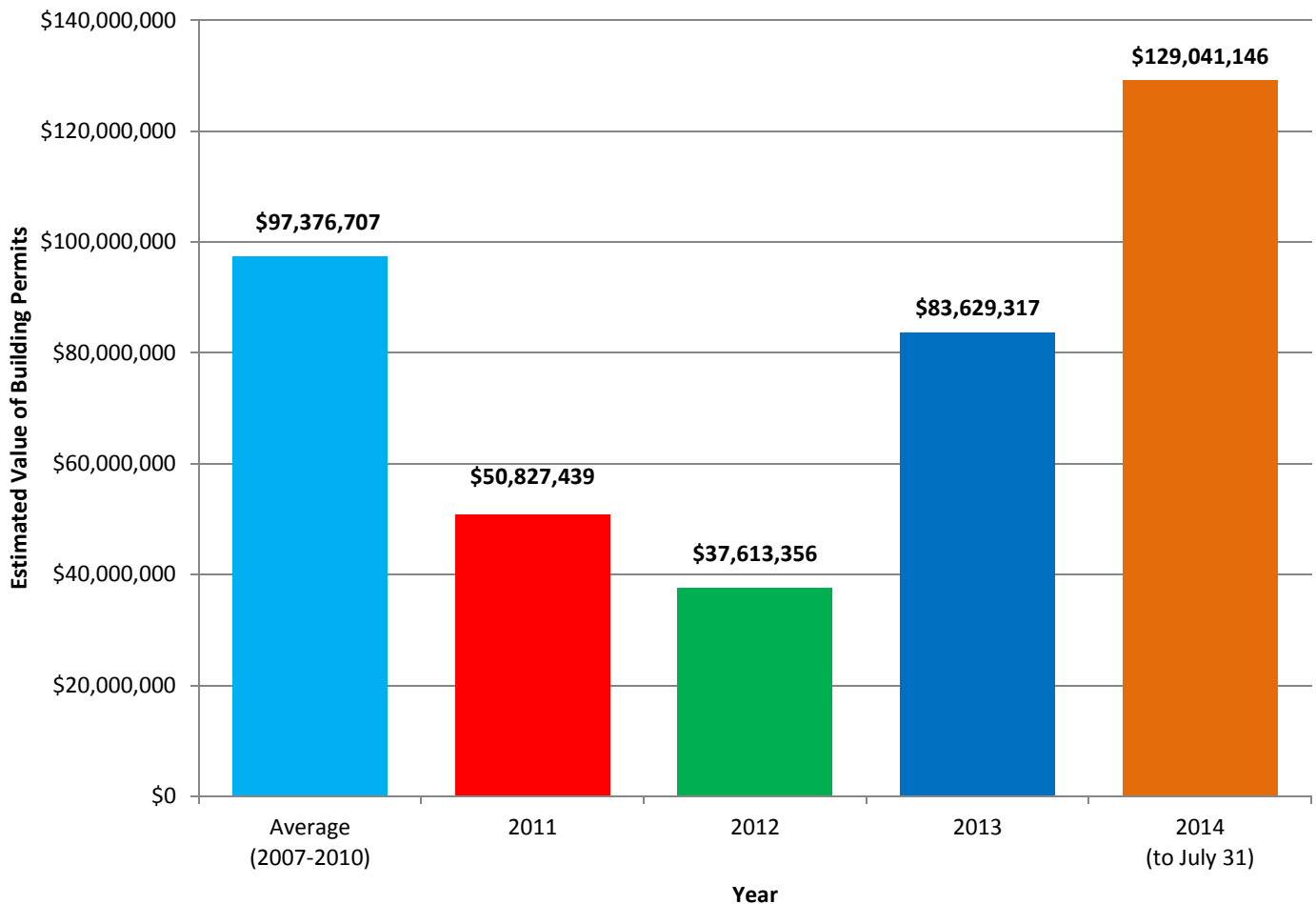
# Estimated Value of Annual Activity in the Ward

## Annual Estimated Building Permit Values

	2007	2008	2009	2010	2011	2012	2013	2014*
Residential	\$42,126,262	\$45,919,400	\$19,558,340	\$44,319,670	\$38,456,822	\$18,282,735	\$21,967,963	\$119,725,553
Commercial	\$27,891,288	\$3,281,775	\$27,330,170	\$9,830,153	\$8,782,531	\$15,610,178	\$53,343,306	\$6,994,865
Industrial	\$0	\$0	\$177,000	\$464,000	\$15,500	\$345,000	\$1,330,000	\$576,400
Institutional	\$3,352,300	\$149,152,742	\$6,168,175	\$7,071,100	\$3,067,100	\$1,825,408	\$6,187,700	\$1,452,352
<b>Ward Total</b>	<b>\$73,701,750</b>	<b>\$198,757,767</b>	<b>\$54,142,544</b>	<b>\$62,904,768</b>	<b>\$50,827,439</b>	<b>\$37,613,356</b>	<b>\$83,629,317</b>	<b>\$129,041,146</b>
City Total	\$787,219,018	\$818,180,917	\$685,868,842	\$1,081,338,927	\$751,314,488	\$1,496,244,641	\$1,021,657,468	\$749,828,276
% of City Total	9.4%	24.3%	7.9%	5.8%	6.8%	2.5%	8.2%	17.2%

\* Note: Information is from January 1, 2014 - July 31, 2014

## Total Value of Building Permits in the Ward



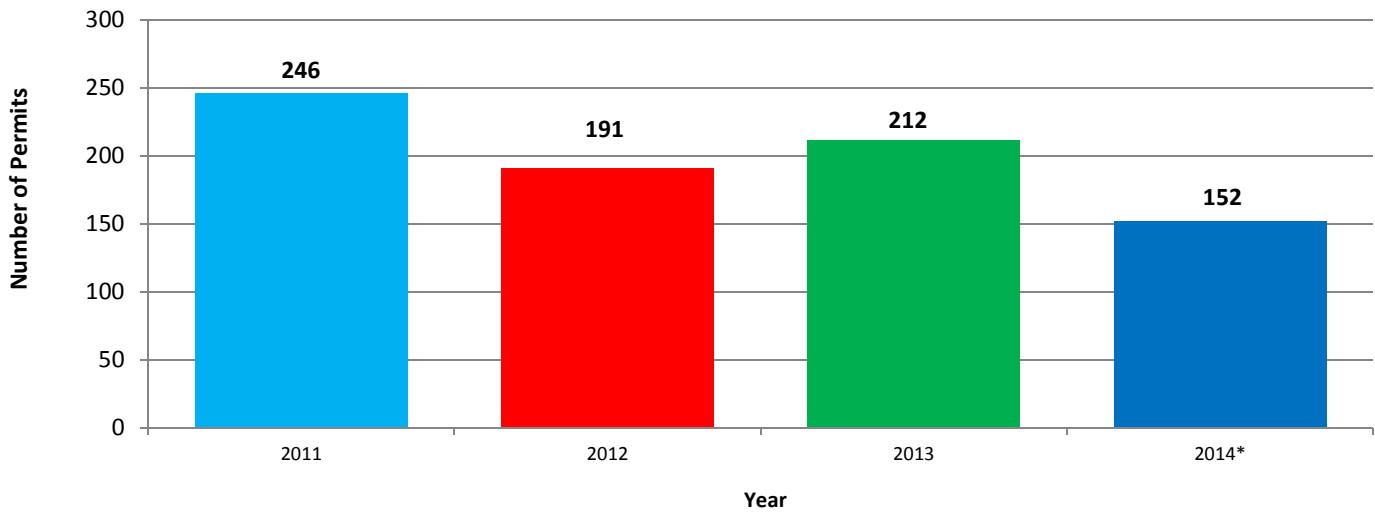
# Residential Permits in the Ward - Annual Statistics

## Annual Residential Permit Statistics

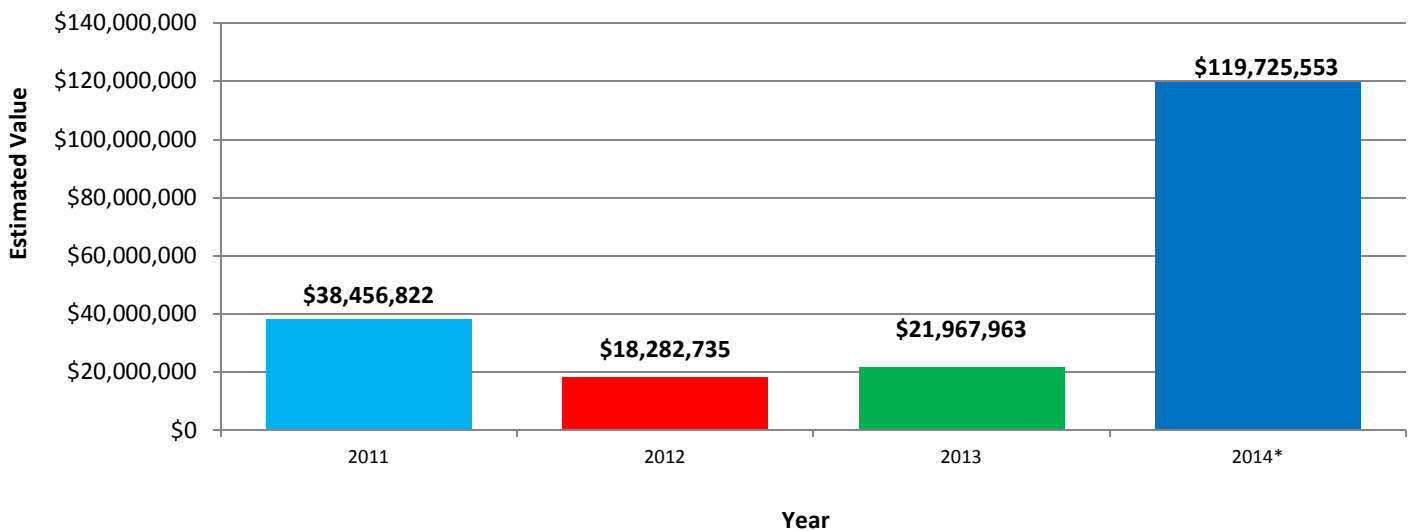
	2007	2008	2009	2010	2011	2012	2013	2014*
Permits Issued	271	298	250	414	246	191	212	152
Estimated Value	\$42,126,262	\$45,919,400	\$19,558,340	\$44,319,670	\$38,456,822	\$18,282,735	\$21,967,963	\$119,725,553

\* Note: Information is from January 1, 2014 - July 31, 2014

### Total Number of Residential Permits



### Total Estimated Value of Residential Permits



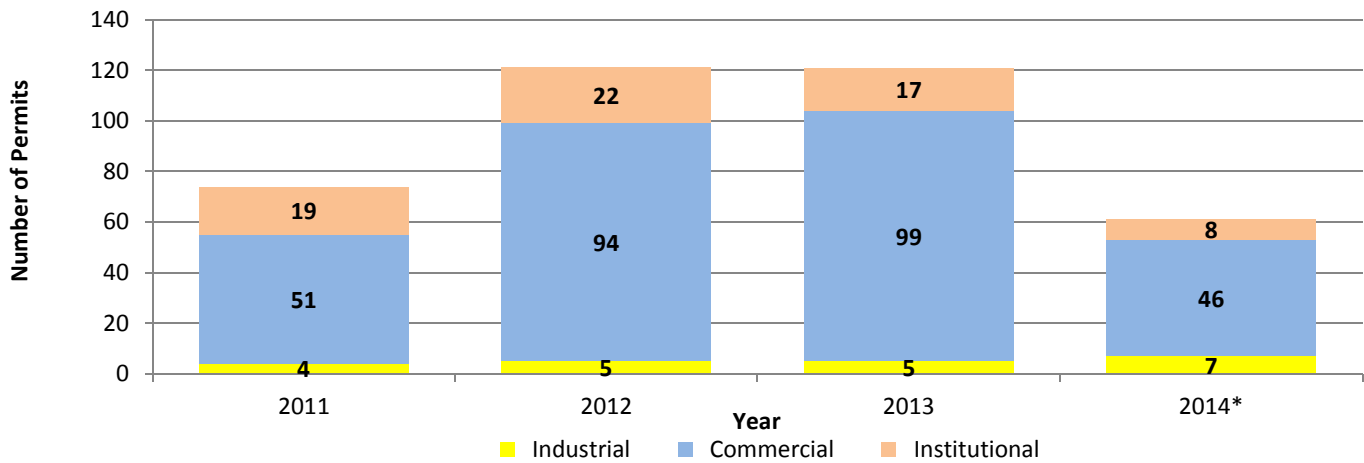
# ICI Permits in the Ward - Annual Statistics

## Annual Industrial, Commercial and Institutional (ICI) Permit Statistics

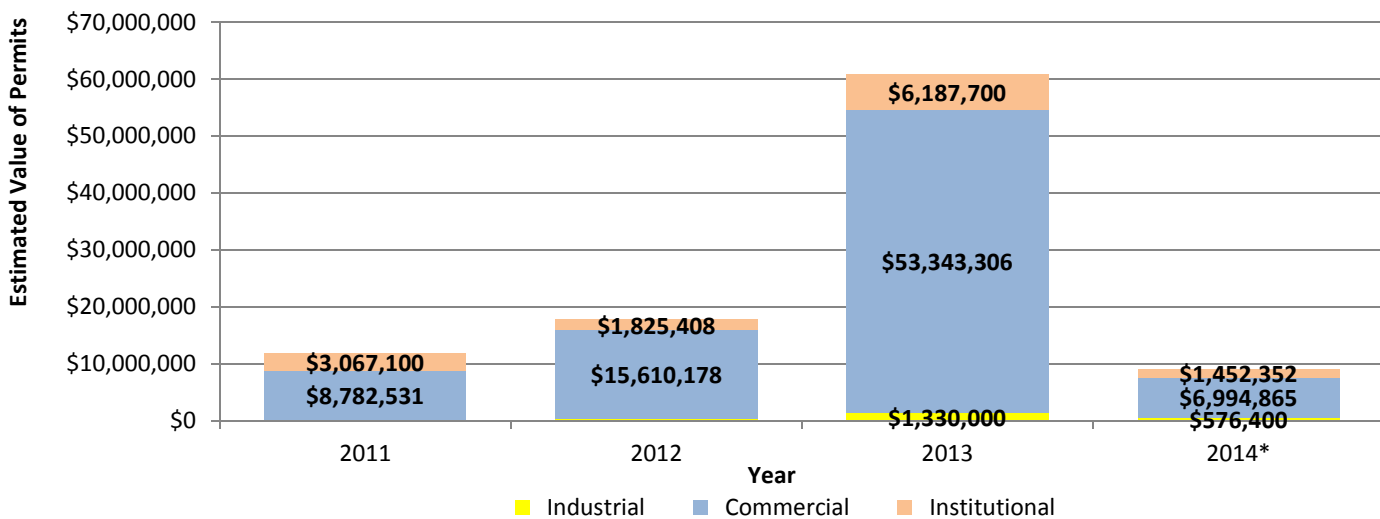
	2007	2008	2009	2010	2011	2012	2013	2014*
Permits Issued	52	43	81	79	74	121	121	61
Industrial	0	0	3	2	4	5	5	7
Commercial	41	31	67	62	51	94	99	46
Institutional	11	12	11	15	19	22	17	8
Estimated Value	\$31,243,588	\$152,434,517	\$33,675,345	\$17,365,253	\$11,865,131	\$17,780,586	\$60,861,006	\$9,023,617
Industrial	\$0	\$0	\$177,000	\$464,000	\$15,500	\$345,000	\$1,330,000	\$576,400
Commercial	\$27,891,288	\$3,281,775	\$27,330,170	\$9,830,153	\$8,782,531	\$15,610,178	\$53,343,306	\$6,994,865
Institutional	\$3,352,300	\$149,152,742	\$6,168,175	\$7,071,100	\$3,067,100	\$1,825,408	\$6,187,700	\$1,452,352

\* Note: Information is from January 1, 2014 - July 31, 2014

### Total Number of ICI Permits



### Estimated Value of ICI Permits



# Large Building Permits (\$300K or Greater) Since 2011

Address	Year Issued	Category	Building Type	Construction Type	Estimated Value
1620 UPPER WENTWORTH ST	2014	Residential	Retirement Homes	New Construction	\$45,000,000
1620 UPPER WENTWORTH ST	2014	Residential	Retirement Homes	New Construction	\$45,000,000
50 MILLWOOD PL	2013	Commercial	Offices	New Construction	\$25,500,000
50 MILLWOOD PL	2013	Commercial	Offices	New Construction	\$10,000,000
711 CONCESSION ST	2013	Institutional	Hospitals	Alteration	\$3,500,000
49 RYMAL RD E	2013	Commercial	Offices	Addition (NR)	\$2,300,000
6 SIRENTE DR	2011	Residential	Multiple Dwelling	New Construction	\$2,182,700
6 SIRENTE DR	2011	Residential	Multiple Dwelling	New Construction	\$2,182,600
6 SIRENTE DR	2011	Residential	Multiple Dwelling	New Construction	\$2,182,600
6 SIRENTE DR	2011	Residential	Multiple Dwelling	New Construction	\$2,182,600
81 CHAMOMILE DR	2014	Residential	Townhouses	New Construction	\$2,100,000
50 MILLWOOD PL	2013	Commercial	Offices	New Construction	\$1,800,000
4 DULGAREN ST	2013	Residential	Townhouses	New Construction	\$1,800,000
1405 UPPER JAMES ST	2011	Commercial	Stores	Addition (NR)	\$1,800,000
499 MOHAWK RD E	2012	Commercial	Retail Complex/Plaza/Mall	Alteration	\$1,672,000
20 DULGAREN ST	2014	Residential	Townhouses	New Construction	\$1,500,000
97 CHAMOMILE DR	2014	Residential	Townhouses	New Construction	\$1,500,000
999 UPPER WENTWORTH ST	2012	Commercial	Retail Complex/Plaza/Mall	Alteration	\$1,458,113
6 SIRENTE DR	2011	Residential	Multiple Dwelling	New Construction	\$1,455,100
6 SIRENTE DR	2011	Residential	Multiple Dwelling	New Construction	\$1,455,100
6 SIRENTE DR	2011	Residential	Multiple Dwelling	New Construction	\$1,455,100
6 SIRENTE DR	2011	Residential	Multiple Dwelling	New Construction	\$1,455,100
6 SIRENTE DR	2011	Residential	Multiple Dwelling	New Construction	\$1,455,100
6 SIRENTE DR	2011	Residential	Multiple Dwelling	New Construction	\$1,455,100
615 RYMAL RD E	2011	Residential	Townhouses	New Construction	\$1,428,500
615 RYMAL RD E	2012	Residential	Townhouses	New Construction	\$1,426,000
615 RYMAL RD E	2011	Residential	Townhouses	New Construction	\$1,426,000
999 UPPER WENTWORTH ST	2013	Commercial	Retail Complex/Plaza/Mall	Alteration	\$1,333,100
999 UPPER WENTWORTH ST	2012	Commercial	Retail Complex/Plaza/Mall	Alteration	\$1,333,100
108 CHAMOMILE DR	2014	Residential	Townhouses	New Construction	\$1,200,000
90 CHAMOMILE DR	2014	Residential	Townhouses	New Construction	\$1,200,000
780 UPPER WENTWORTH ST	2013	Commercial	Clubs, Non Residential	Alteration	\$1,100,000
657 UPPER JAMES ST	2012	Commercial	Retail Complex/Plaza/Mall	New Construction	\$1,100,000
711 CONCESSION ST	2011	Institutional	Hospitals	Alteration	\$1,100,000
615 RYMAL RD E	2012	Residential	Townhouses	New Construction	\$1,075,000
615 RYMAL RD E	2012	Residential	Townhouses	New Construction	\$1,070,000
615 RYMAL RD E	2011	Residential	Townhouses	New Construction	\$1,069,000
1441 UPPER JAMES ST	2013	Commercial	Stores	Alteration	\$1,013,000
711 CONCESSION ST	2014	Institutional	Hospitals	Alteration	\$980,000
1540 UPPER GAGE AVE	2011	Residential	Townhouses	New Construction	\$924,000
615 RYMAL RD E	2013	Residential	Townhouses	New Construction	\$910,000
540 UPPER JAMES ST	2014	Commercial	Stores	New Construction	\$900,000
540 UPPER JAMES ST	2013	Commercial	Stores	New Construction	\$900,000
100 CHAMOMILE DR	2013	Residential	Townhouses	New Construction	\$900,000
615 RYMAL RD E	2012	Residential	Townhouses	New Construction	\$840,000
999 UPPER WENTWORTH ST	2011	Commercial	Stores	Tenant Improve	\$800,000
999 UPPER WENTWORTH ST	2011	Commercial	Stores	Tenant Improve	\$800,000
659 UPPER JAMES ST	2013	Commercial	Offices	Alteration	\$793,700
615 RYMAL RD E	2013	Residential	Townhouses	New Construction	\$780,000



Address	Year Issued	Category	Building Type	Construction Type	Estimated Value
1515 UPPER JAMES ST	2013	Industrial	Repair Garages	Addition (NR)	\$750,000
999 UPPER WENTWORTH ST	2012	Commercial	Retail Complex/Plaza/Mall	Alteration	\$750,000
6 SIRENTE DR	2011	Residential	Multiple Dwelling	New Construction	\$720,000
615 RYMAL RD E	2013	Residential	Townhouses	New Construction	\$713,000
999 UPPER WENTWORTH ST	2013	Commercial	Stores	Alteration	\$665,000
657 UPPER JAMES ST	2012	Commercial	Stores	Tenant Improve	\$660,000
999 UPPER WENTWORTH ST	2012	Commercial	Retail Complex/Plaza/Mall	Alteration	\$652,300
395 MOHAWK RD E	2013	Residential	Apartments	Alteration	\$650,000
50 MILLWOOD PL	2014	Commercial	Museums	New Construction	\$647,100
1709 UPPER JAMES ST	2014	Commercial	Offices	New Construction	\$600,000
1540 UPPER GAGE AVE	2011	Residential	Townhouses	New Construction	\$600,000
999 UPPER WENTWORTH ST	2011	Commercial	Retail Complex/Plaza/Mall	Alteration	\$560,000
65 HESTER ST	2013	Institutional	Elementary School	Addition (NR)	\$545,000
999 UPPER WENTWORTH ST	2013	Commercial	Stores	Alteration	\$535,000
615 RYMAL RD E	2011	Residential	Townhouses	New Construction	\$534,752
36 DULGAREN ST	2014	Residential	Single Family Dwelling	New Construction	\$533,400
47 HALO ST	2014	Residential	Single Family Dwelling	New Construction	\$518,739
55 RYMAL RD E	2014	Industrial	Storage Garages	Alteration	\$516,400
55 RYMAL RD E	2013	Industrial	Storage Garages	Alteration	\$516,400
141 HESTER ST	2013	Commercial	Offices	Alteration	\$500,000
999 UPPER WENTWORTH ST	2013	Commercial	Stores	Alteration	\$500,000
50 MILLWOOD PL	2012	Other	Non Residential	Demolish Non Res	\$500,000
999 UPPER WENTWORTH ST	2011	Commercial	Stores	Tenant Improve	\$500,000
65 HESTER ST	2011	Institutional	Elementary School	Alteration	\$500,000
711 CONCESSION ST	2013	Institutional	Hospitals	Alteration	\$498,600
55 HALO ST	2014	Residential	Single Family Dwelling	New Construction	\$485,812
65 MALL RD	2014	Commercial	Retail Complex/Plaza/Mall	Alteration	\$475,000
27 JESSICA ST	2013	Institutional	Elementary School	Addition (NR)	\$475,000
15 PINEMEADOW DR	2014	Residential	Single Family Dwelling	New Construction	\$458,150
60 CHARTWELL CIR	2014	Residential	Single Family Dwelling	New Construction	\$458,150
11 CHAMOMILE DR	2014	Residential	Single Family Dwelling	New Construction	\$457,935
999 UPPER WENTWORTH ST	2012	Commercial	Retail Complex/Plaza/Mall	Alteration	\$457,705
48 CHARTWELL CIR	2014	Residential	Single Family Dwelling	New Construction	\$451,494
52 CHARTWELL CIR	2014	Residential	Single Family Dwelling	New Construction	\$451,494
64 CHARTWELL CIR	2014	Residential	Single Family Dwelling	New Construction	\$451,494
40 PINEMEADOW DR	2014	Residential	Single Family Dwelling	New Construction	\$451,350
56 CHARTWELL CIR	2014	Residential	Single Family Dwelling	New Construction	\$451,100
68 CHARTWELL CIR	2014	Residential	Single Family Dwelling	New Construction	\$451,100
11 PINEMEADOW DR	2014	Residential	Single Family Dwelling	New Construction	\$450,000
26 PINEMEADOW DR	2014	Residential	Single Family Dwelling	New Construction	\$450,000
999 UPPER WENTWORTH ST	2013	Commercial	Restaurant > 30 People	Alteration	\$450,000
999 UPPER WENTWORTH ST	2012	Commercial	Restaurant > 30 People	Alteration	\$450,000
251 CHARTWELL CIR	2012	Residential	Single Family Dwelling	New Construction	\$450,000
711 CONCESSION ST	2011	Institutional	Hospitals	Alteration	\$450,000
20 MITTEN CRT	2014	Residential	Single Family Dwelling	New Construction	\$449,000
36 PINEMEADOW DR	2014	Residential	Single Family Dwelling	New Construction	\$440,000
3 PINEMEADOW DR	2014	Residential	Single Family Dwelling	New Construction	\$438,600
24 CHAMOMILE DR	2014	Residential	Single Family Dwelling	New Construction	\$437,119
23 PINEMEADOW DR	2014	Residential	Single Family Dwelling	New Construction	\$436,050
72 CHARTWELL CIR	2014	Residential	Single Family Dwelling	New Construction	\$435,000
12 PINEMEADOW DR	2014	Residential	Single Family Dwelling	New Construction	\$433,800
28 PINEMEADOW DR	2014	Residential	Single Family Dwelling	New Construction	\$433,800

Address	Year Issued	Category	Building Type	Construction Type	Estimated Value
32 PINEMEADOW DR	2014	Residential	Single Family Dwelling	New Construction	\$431,900
16 PINEMEADOW DR	2014	Residential	Single Family Dwelling	New Construction	\$430,000
19 PINEMEADOW DR	2014	Residential	Single Family Dwelling	New Construction	\$430,000
43 PINEMEADOW DR	2014	Residential	Single Family Dwelling	New Construction	\$430,000
55 CHAMOMILE DR	2014	Residential	Single Family Dwelling	New Construction	\$426,418
8 PINEMEADOW DR	2014	Residential	Single Family Dwelling	New Construction	\$425,088
15 CHAMOMILE DR	2014	Residential	Single Family Dwelling	New Construction	\$425,000
999 UPPER WENTWORTH ST	2014	Commercial	Retail Complex/Plaza/Mall	Alteration	\$421,000
4 PINEMEADOW DR	2014	Residential	Single Family Dwelling	New Construction	\$420,000
27 PATHFINDER CRT	2014	Residential	Single Family Dwelling	New Construction	\$418,000
40 CHAMOMILE DR	2013	Residential	Single Family Dwelling	New Construction	\$406,000
20 TEVERE PL	2012	Residential	Single Family Dwelling	New Construction	\$400,000
28 MITTEN CRT	2012	Residential	Single Family Dwelling	New Construction	\$400,000
47 ARROWHEAD DR	2012	Residential	Single Family Dwelling	New Construction	\$400,000
59 ONYX CRT	2012	Residential	Single Family Dwelling	New Construction	\$400,000
777 UPPER JAMES ST	2011	Commercial	Stores	Addition (NR)	\$400,000
48 CHAMOMILE DR	2014	Residential	Single Family Dwelling	New Construction	\$390,000
571 EAGLEWOOD DR	2014	Residential	Single Family Dwelling	New Construction	\$388,000
64 CHAMOMILE DR	2014	Residential	Single Family Dwelling	New Construction	\$386,000
999 UPPER WENTWORTH ST	2011	Commercial	Stores	Tenant Improve	\$380,000
711 CONCESSION ST	2013	Institutional	Hospitals	Alteration	\$375,000
999 UPPER WENTWORTH ST	2014	Commercial	Retail Complex/Plaza/Mall	Alteration	\$357,000
23 HALO CRT	2014	Residential	Single Family Dwelling	New Construction	\$350,000
84 CHAMOMILE DR	2014	Residential	Single Family Dwelling	New Construction	\$350,000
1441 UPPER JAMES ST	2013	Commercial	Restaurant > 30 People	Alteration	\$350,000
711 CONCESSION ST	2013	Institutional	Hospitals	Alteration	\$350,000
1306 UPPER WELLINGTON ST	2012	Commercial	Outdoor Patio	New Construction	\$350,000
651 EAGLEWOOD DR	2011	Residential	Group Homes	New Construction	\$350,000
56 CHAMOMILE DR	2014	Residential	Single Family Dwelling	New Construction	\$346,000
486 UPPER SHERMAN AVE	2014	Commercial	Banks	Alteration	\$345,000
999 UPPER WENTWORTH ST	2012	Commercial	Retail Complex/Plaza/Mall	Alteration	\$345,000
32 MITTEN CRT	2012	Residential	Single Family Dwelling	New Construction	\$342,650
51 ONYX CRT	2011	Residential	Single Family Dwelling	New Construction	\$340,000
117 EAGLEWOOD DR	2011	Residential	Single Family Dwelling	New Construction	\$339,000
711 CONCESSION ST	2012	Institutional	Hospitals	Change of Use	\$338,000
72 CHAMOMILE DR	2014	Residential	Single Family Dwelling	New Construction	\$330,000
51 HALO ST	2013	Residential	Single Family Dwelling	New Construction	\$330,000
8 CHAMOMILE DR	2013	Residential	Single Family Dwelling	New Construction	\$330,000
88 CHAMOMILE DR	2013	Residential	Single Family Dwelling	New Construction	\$330,000
55 ONYX CRT	2011	Residential	Single Family Dwelling	New Construction	\$326,000
80 CHAMOMILE DR	2014	Residential	Single Family Dwelling	New Construction	\$325,000
24 MENTINO CRES	2011	Residential	Single Family Dwelling	New Construction	\$321,225
27 PINEMEADOW DR	2014	Residential	Single Family Dwelling	New Construction	\$320,000
67 CHAMOMILE DR	2014	Residential	Single Family Dwelling	New Construction	\$320,000
215 CHARTWELL CIR	2013	Residential	Single Family Dwelling	New Construction	\$320,000
219 CHARTWELL CIR	2013	Residential	Single Family Dwelling	New Construction	\$320,000
239 CHARTWELL CIR	2013	Residential	Single Family Dwelling	New Construction	\$320,000
12 CHARTWELL CIR	2012	Residential	Single Family Dwelling	New Construction	\$320,000
231 CHARTWELL CIR	2012	Residential	Single Family Dwelling	New Construction	\$320,000
252 CHARTWELL CIR	2012	Residential	Single Family Dwelling	New Construction	\$320,000
420 CRERAR DR	2011	Institutional	High School	Addition (NR)	\$320,000
999 UPPER WENTWORTH ST	2013	Commercial	Retail Complex/Plaza/Mall	Alteration	\$319,360

Address	Year Issued	Category	Building Type	Construction Type	Estimated Value
236 CHARTWELL CIR	2013	Residential	Single Family Dwelling	New Construction	\$318,000
24 CHARTWELL CIR	2013	Residential	Single Family Dwelling	New Construction	\$318,000
207 CHARTWELL CIR	2013	Residential	Single Family Dwelling	New Construction	\$313,682
224 CHARTWELL CIR	2013	Residential	Single Family Dwelling	New Construction	\$311,160
227 CHARTWELL CIR	2013	Residential	Single Family Dwelling	New Construction	\$311,160
1336 UPPER WELLINGTON ST	2012	Residential	Single Family Dwelling	New Construction	\$309,000
1340 UPPER WELLINGTON ST	2012	Residential	Single Family Dwelling	New Construction	\$309,000
1344 UPPER WELLINGTON ST	2012	Residential	Single Family Dwelling	New Construction	\$309,000
110 EAGLEWOOD DR	2011	Residential	Single Family Dwelling	New Construction	\$307,500
40 RALFANA CRES	2011	Residential	Single Family Dwelling	New Construction	\$307,200
42 DESOTO DR	2011	Residential	Single Family Dwelling	New Construction	\$307,200
216 CHARTWELL CIR	2013	Residential	Single Family Dwelling	New Construction	\$307,000
228 CHARTWELL CIR	2013	Residential	Single Family Dwelling	New Construction	\$306,120
16 CHARTWELL CIR	2012	Residential	Single Family Dwelling	New Construction	\$306,120
240 CHARTWELL CIR	2013	Residential	Single Family Dwelling	New Construction	\$306,000
4 CHARTWELL CIR	2012	Residential	Single Family Dwelling	New Construction	\$305,640
211 CHARTWELL CIR	2013	Residential	Single Family Dwelling	New Construction	\$303,000
223 CHARTWELL CIR	2013	Residential	Single Family Dwelling	New Construction	\$303,000
235 CHARTWELL CIR	2013	Residential	Single Family Dwelling	New Construction	\$303,000
243 CHARTWELL CIR	2012	Residential	Single Family Dwelling	New Construction	\$303,000
40 CHARTWELL CIR	2012	Residential	Single Family Dwelling	New Construction	\$303,000
220 CHARTWELL CIR	2013	Residential	Single Family Dwelling	New Construction	\$302,880
32 CHARTWELL CIR	2012	Residential	Single Family Dwelling	New Construction	\$302,880
208 CHARTWELL CIR	2012	Residential	Single Family Dwelling	New Construction	\$302,800
20 CHARTWELL CIR	2013	Residential	Single Family Dwelling	New Construction	\$301,680
999 UPPER WENTWORTH ST	2014	Commercial	Retail Complex/Plaza/Mall	Alteration	\$300,000
15 HALO CRT	2014	Residential	Single Family Dwelling	New Construction	\$300,000
27 HALO CRT	2014	Residential	Single Family Dwelling	New Construction	\$300,000
36 CHAMOMILE DR	2014	Residential	Single Family Dwelling	New Construction	\$300,000
38 HALO ST	2014	Residential	Single Family Dwelling	New Construction	\$300,000
41 DULGAREN ST	2014	Residential	Single Family Dwelling	New Construction	\$300,000
59 CHAMOMILE DR	2014	Residential	Single Family Dwelling	New Construction	\$300,000
63 CHAMOMILE DR	2014	Residential	Single Family Dwelling	New Construction	\$300,000
76 CHAMOMILE DR	2014	Residential	Single Family Dwelling	New Construction	\$300,000
920 UPPER WENTWORTH ST	2013	Commercial	Retail Complex/Plaza/Mall	Alteration	\$300,000
11 HALO CRT	2013	Residential	Single Family Dwelling	New Construction	\$300,000
19 CHAMOMILE DR	2013	Residential	Single Family Dwelling	New Construction	\$300,000
212 CHARTWELL CIR	2013	Residential	Single Family Dwelling	New Construction	\$300,000
23 CHAMOMILE DR	2013	Residential	Single Family Dwelling	New Construction	\$300,000
36 CHARTWELL CIR	2013	Residential	Single Family Dwelling	New Construction	\$300,000
44 CHAMOMILE DR	2013	Residential	Single Family Dwelling	New Construction	\$300,000
52 CHAMOMILE DR	2013	Residential	Single Family Dwelling	New Construction	\$300,000
68 CHAMOMILE DR	2013	Residential	Single Family Dwelling	New Construction	\$300,000
7 HALO CRT	2013	Residential	Single Family Dwelling	New Construction	\$300,000
71 CHAMOMILE DR	2013	Residential	Single Family Dwelling	New Construction	\$300,000
8 EAGLEWOOD DR	2013	Residential	Single Family Dwelling	New Construction	\$300,000
8 CHARTWELL CIR	2012	Residential	Single Family Dwelling	New Construction	\$300,000
711 CONCESSION ST	2011	Institutional	Hospitals	Alteration	\$300,000
3 MENTINO CRES	2011	Residential	Single Family Dwelling	New Construction	\$300,000



Hamilton

## Contact Information

**Planning & Economic Development Department**  
Economic Development Division

Report Author: Graeme Brown, MBA, PMP

Phone: 905-546-2424 Ext. 2363

Email: [graeme.brown@hamilton.ca](mailto:graeme.brown@hamilton.ca)

