



Hamilton

City of Hamilton  
Economic Development  
Activity Report  
August 2014

WARD 8

January 1, 2007 - July 31, 2014

HAMILTON  
ECONOMIC  
DEVELOPMENT



# Introduction

This report is one in a series of 15 ward specific Economic Development Activity Reports for the City of Hamilton. Each report provides detailed information on building permit activity and estimated values between the period of January 1, 2007 and July 31, 2014 in the identified ward.

Information for this report was obtained from the City of Hamilton's Building Division in August, 2014. This report is meant to compliment the monthly and annual building permit reports prepared by the Building Division. Minor variances between numbers provided in prior published Building Permit Reports by the Building Division and those numbers published in these reports are due to building permit amendments made by the applicant after the Building Division reports were published.

## Table of Contents

### Report Section

<b>City of Hamilton - Building Permit Statistics (2007 - 2014)</b>	<b>Page 1</b>
Table: City of Hamilton - Annual Number of Building Permits Issued	
Chart: Total Number of Permits - City of Hamilton	
Table: City of Hamilton Annual Estimated Building Permit Values	
Chart: Total Estimated Value of Permits - City of Hamilton	
<b>Annual Activity in the Ward</b>	<b>Page 2</b>
Table: Annual Number of Building Permits Issued	
Chart: Total Number of Building Permits in the Ward	
<b>Estimated Value of Annual Activity in the Ward</b>	<b>Page 3</b>
Table: Annual Estimated Building Permit Values	
Chart: Total Value of Building Permits in the Ward	
<b>Residential Permits in the Ward - Annual Statistics</b>	<b>Page 4</b>
Table: Annual Residential Permit Statistics	
Chart: Total Number of Residential Permits	
Chart: Total Estimated Value of Residential Permits	
<b>ICI Permits in the Ward - Annual Statistics</b>	<b>Page 5</b>
Table: Annual Industrial, Commercial and Institutional (ICI) Permit Statistics	
Chart: Total Number of ICI Permits	
Chart: Total Estimated Value of ICI Permits	
<b>Large Building Permits (\$300K or Greater) Since 2011</b>	<b>Page 6</b>

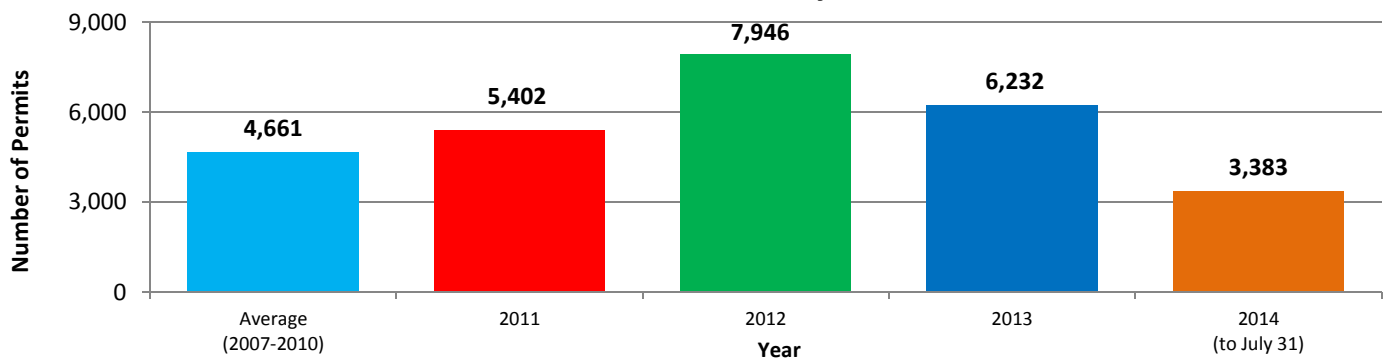
# City of Hamilton - Building Permit Statistics (2007 - 2014)

## City of Hamilton - Annual Number of Building Permits Issued

	2007	2008	2009	2010	2011	2012	2013	2014*
Residential	2,664	2,761	2,906	4,991	3,368	3,299	3,131	1,970
Commercial	414	409	426	493	597	593	687	346
Industrial	112	94	119	108	155	114	121	88
Institutional	112	87	137	154	139	165	165	77
Other	612	591	644	809	1,143	3,775	2,128	902
<b>City Total</b>	<b>3,914</b>	<b>3,942</b>	<b>4,232</b>	<b>6,555</b>	<b>5,402</b>	<b>7,946</b>	<b>6,232</b>	<b>3,383</b>

\* Note: Information is from January 1, 2014 - July 31, 2014

### Total Number of Permits - City of Hamilton

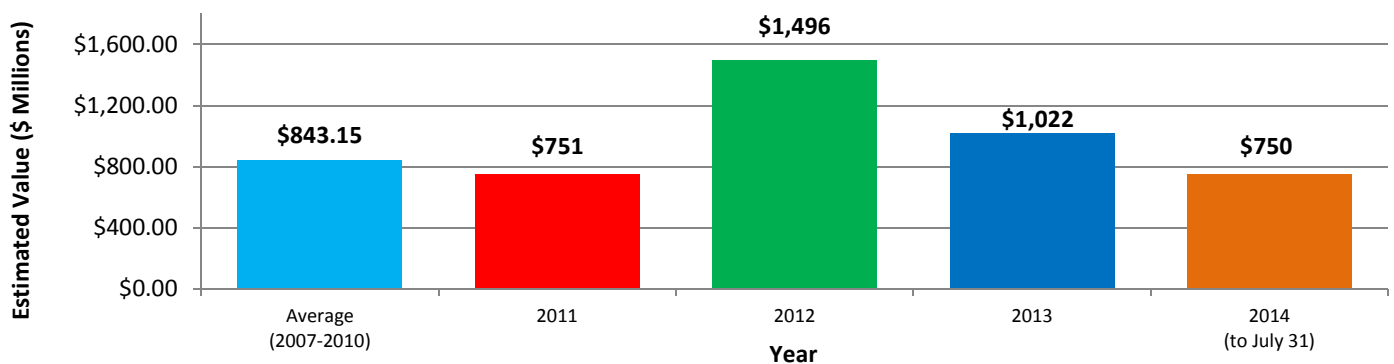


## City of Hamilton Annual Estimated Building Permit Values

	2007	2008	2009	2010	2011	2012	2013	2014*
Residential	\$383,076,230	\$409,267,130	\$277,450,338	\$581,087,483	\$431,492,648	\$659,224,731	\$526,011,776	\$510,697,944
Commercial	\$121,500,840	\$138,925,985	\$194,409,100	\$160,843,510	\$120,380,067	\$199,323,506	\$257,054,262	\$139,281,539
Industrial	\$59,746,071	\$49,797,426	\$109,128,960	\$135,255,810	\$29,896,679	\$204,629,279	\$95,391,223	\$36,692,383
Institutional	\$210,195,020	\$206,838,954	\$85,770,282	\$187,637,078	\$152,368,726	\$406,642,636	\$120,149,181	\$51,199,576
Other	\$12,700,857	\$13,351,422	\$19,110,162	\$16,515,046	\$17,176,368	\$26,424,489	\$23,051,026	\$11,956,834
<b>City Total</b>	<b>\$787,219,018</b>	<b>\$818,180,917</b>	<b>\$685,868,842</b>	<b>\$1,081,338,927</b>	<b>\$751,314,488</b>	<b>\$1,496,244,641</b>	<b>\$1,021,657,468</b>	<b>\$749,828,276</b>

\* Note: Information is from January 1, 2014 - July 31, 2014

### Total Estimated Value of Permits - City of Hamilton



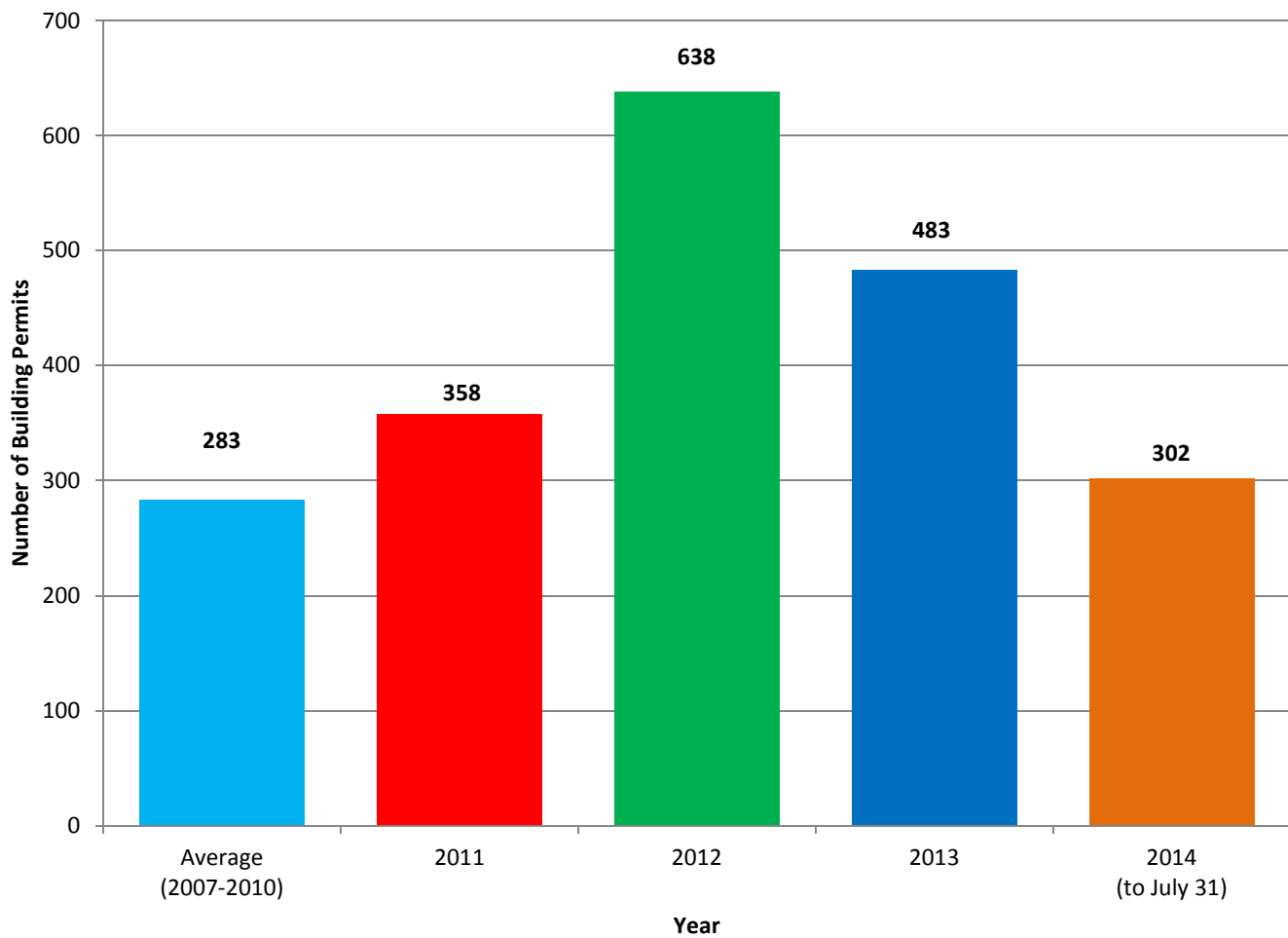
# Annual Activity in the Ward

## Annual Number of Building Permits Issued

	2007	2008	2009	2010	2011	2012	2013	2014*
Residential	225	169	239	248	241	360	313	199
Commercial	27	20	22	29	30	27	31	25
Industrial	1	1	1	4	5	1	1	1
Institutional	8	15	13	15	25	16	25	8
<b>Ward Total</b>	<b>281</b>	<b>226</b>	<b>299</b>	<b>325</b>	<b>358</b>	<b>638</b>	<b>483</b>	<b>302</b>
City Total	3,914	3,942	4,232	6,555	5,402	7,946	6,232	3,383
% of City Total	7.2%	5.7%	7.1%	5.0%	6.6%	8.0%	7.8%	8.9%

\* Note: Information is from January 1, 2014 - July 31, 2014

## Total Number of Building Permits in the Ward



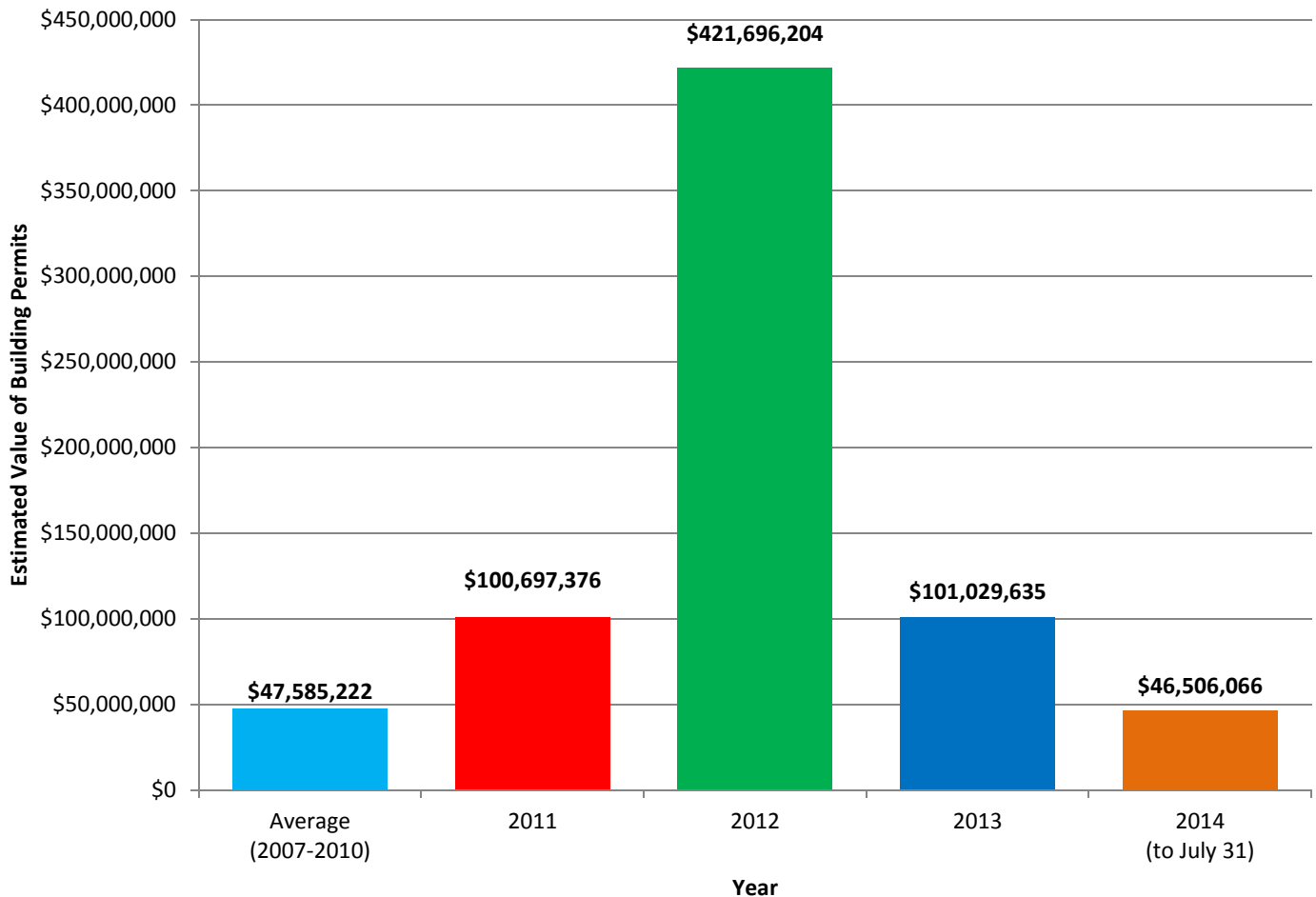
# Estimated Value of Annual Activity in the Ward

## Annual Estimated Building Permit Values

	2007	2008	2009	2010	2011	2012	2013	2014*
Residential	\$25,704,193	\$15,873,008	\$28,151,576	\$46,779,639	\$29,733,840	\$80,452,977	\$60,493,426	\$41,175,425
Commercial	\$4,950,256	\$2,464,700	\$3,244,000	\$22,644,500	\$2,429,650	\$11,412,050	\$23,717,000	\$2,478,400
Industrial	\$100,000	\$200,000	\$60,000	\$663,000	\$478,000	\$450,000	\$100,000	\$0
Institutional	\$2,327,000	\$2,260,990	\$12,618,509	\$20,994,079	\$67,708,990	\$328,172,100	\$16,117,420	\$1,299,800
<b>Ward Total</b>	<b>\$33,250,764</b>	<b>\$21,150,698</b>	<b>\$44,363,810</b>	<b>\$91,575,618</b>	<b>\$100,697,376</b>	<b>\$421,696,204</b>	<b>\$101,029,635</b>	<b>\$46,506,066</b>
City Total	\$787,219,018	\$818,180,917	\$685,868,842	\$1,081,338,927	\$751,314,488	\$1,496,244,641	\$1,021,657,468	\$749,828,276
% of City Total	4.2%	2.6%	6.5%	8.5%	13.4%	28.2%	9.9%	6.2%

\* Note: Information is from January 1, 2014 - July 31, 2014

## Total Value of Building Permits in the Ward



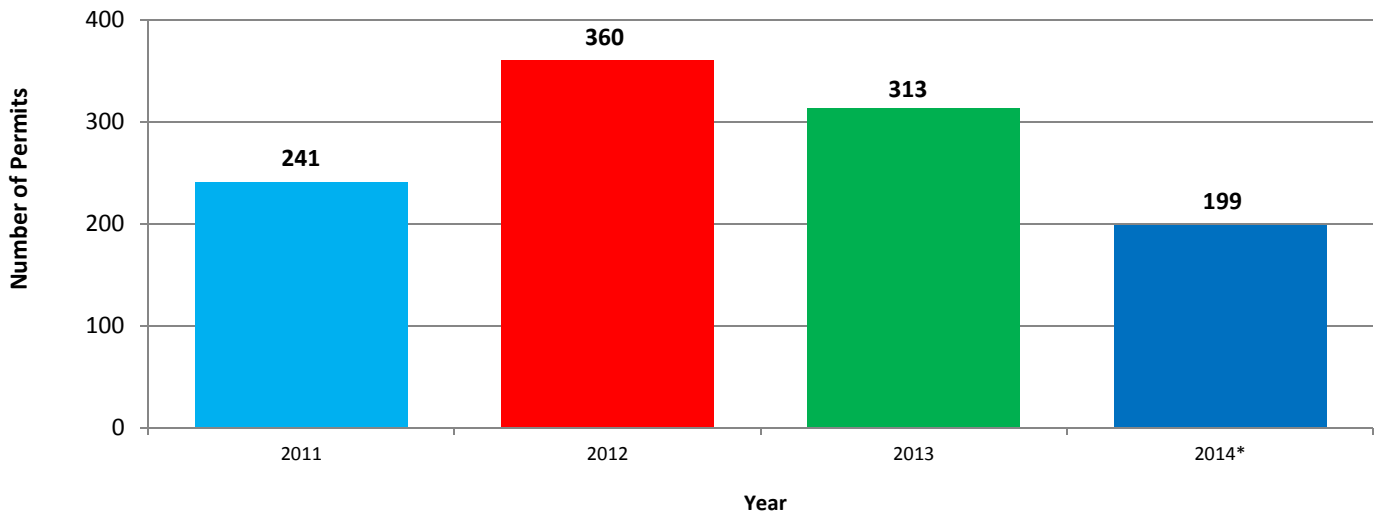
# Residential Permits in the Ward - Annual Statistics

## Annual Residential Permit Statistics

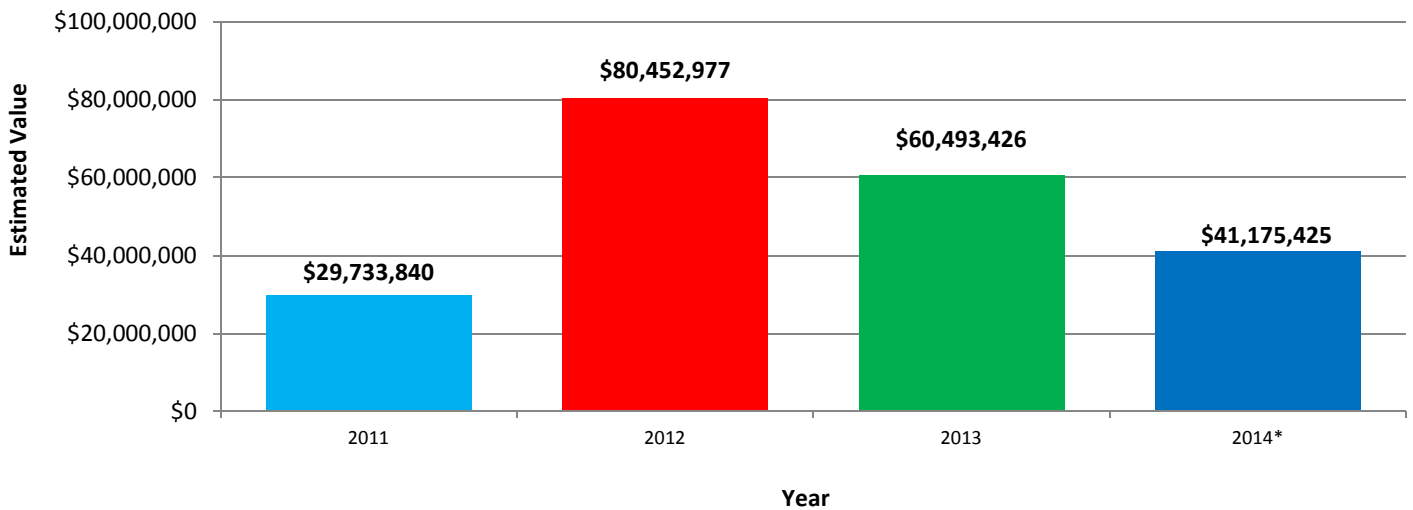
	2007	2008	2009	2010	2011	2012	2013	2014*
Permits Issued	225	169	239	248	241	360	313	199
Estimated Value	\$25,704,193	\$15,873,008	\$28,151,576	\$46,779,639	\$29,733,840	\$80,452,977	\$60,493,426	\$41,175,425

\* Note: Information is from January 1, 2014 - July 31, 2014

### Total Number of Residential Permits



### Total Estimated Value of Residential Permits



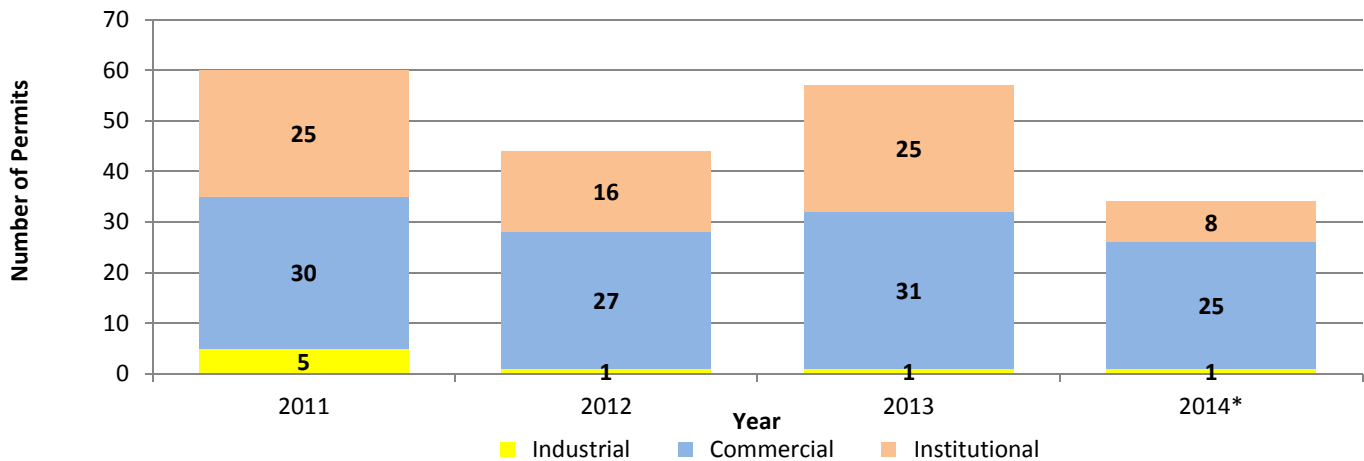
# ICI Permits in the Ward - Annual Statistics

## Annual Industrial, Commercial and Institutional (ICI) Permit Statistics

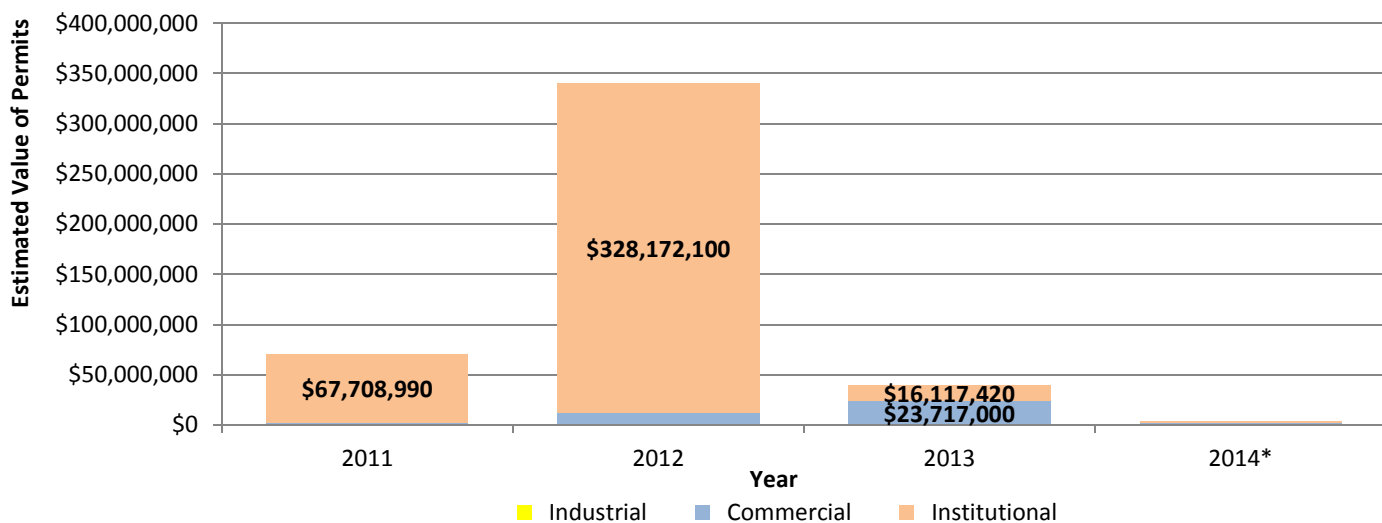
	2007	2008	2009	2010	2011	2012	2013	2014*
Permits Issued	36	36	36	48	60	44	57	34
<i>Industrial</i>	1	1	1	4	5	1	1	1
<i>Commercial</i>	27	20	22	29	30	27	31	25
<i>Institutional</i>	8	15	13	15	25	16	25	8
Estimated Value	\$7,377,256	\$4,925,690	\$15,922,509	\$44,301,579	\$70,616,640	\$340,034,150	\$39,934,420	\$3,778,200
<i>Industrial</i>	\$100,000	\$200,000	\$60,000	\$663,000	\$478,000	\$450,000	\$100,000	\$0
<i>Commercial</i>	\$4,950,256	\$2,464,700	\$3,244,000	\$22,644,500	\$2,429,650	\$11,412,050	\$23,717,000	\$2,478,400
<i>Institutional</i>	\$2,327,000	\$2,260,990	\$12,618,509	\$20,994,079	\$67,708,990	\$328,172,100	\$16,117,420	\$1,299,800

\* Note: Information is from January 1, 2014 - July 31, 2014

### Total Number of ICI Permits



### Estimated Value of ICI Permits



# Large Building Permits (\$300K or Greater) Since 2011

Address	Year Issued	Category	Building Type	Construction Type	Estimated Value
100 WEST 5TH ST	2012	Institutional	Hospitals	New Construction	\$303,000,000
100 WEST 5TH ST	2011	Institutional	Hospitals	New Construction	\$37,000,000
299 FENNELL AVE W	2011	Institutional	High School	New Construction	\$24,000,000
135 FENNELL AVE W	2012	Institutional	Schools, Post Secondary	Addition (NR)	\$17,500,000
460 RYMAL RD W	2012	Residential	Retirement Homes	New Construction	\$15,000,000
299 FENNELL AVE W	2013	Commercial	High School	New Construction	\$9,000,000
299 FENNELL AVE W	2013	Commercial	High School	New Construction	\$9,000,000
690 STONE CHURCH RD W	2013	Residential	Apartments	New Construction	\$6,700,000
135 FENNELL AVE W	2013	Institutional	Schools, Post Secondary	Alteration	\$6,500,000
1045 UPPER PARADISE RD	2012	Institutional	High School	Addition (NR)	\$5,185,000
1576 UPPER JAMES ST	2012	Commercial	Stores	Alteration	\$3,623,650
53 REDFERN AVE	2014	Residential	Townhouses	New Construction	\$2,776,850
53 REDFERN AVE	2014	Residential	Townhouses	New Construction	\$2,734,100
53 REDFERN AVE	2014	Residential	Townhouses	New Construction	\$2,580,390
53 REDFERN AVE	2014	Residential	Townhouses	New Construction	\$2,490,710
282 FENNELL AVE W	2012	Commercial	Offices	Addition (NR)	\$2,250,000
135 FENNELL AVE W	2013	Institutional	Schools, Post Secondary	Alteration	\$2,200,000
53 REDFERN AVE	2013	Residential	Townhouses	New Construction	\$2,065,870
36 AUCHMAR RD	2012	Residential	Single Family Dwelling	New Construction	\$2,000,000
2 MADONNA DR	2012	Residential	Townhouses	New Construction	\$2,000,000
39 MONTCALM DR	2011	Institutional	High School	Alteration	\$2,000,000
53 REDFERN AVE	2013	Residential	Townhouses	New Construction	\$1,685,870
91 CHEDMAC DR	2013	Commercial	Arenas	Addition (NR)	\$1,600,000
52 MADONNA DR	2012	Residential	Townhouses	New Construction	\$1,427,400
29 MEDICI LANE	2012	Residential	Townhouses	New Construction	\$1,420,000
34 MADONNA DR	2012	Residential	Townhouses	New Construction	\$1,420,000
53 REDFERN AVE	2014	Residential	Townhouses	New Construction	\$1,367,050
50 MEDICI LANE	2012	Residential	Townhouses	New Construction	\$1,251,720
34 MEDICI LANE	2012	Residential	Townhouses	New Construction	\$1,251,627
18 MADONNA DR	2012	Residential	Townhouses	New Construction	\$1,250,000
555 SANATORIUM RD	2012	Commercial	Offices	Alteration	\$1,200,000
642 STONE CHURCH RD W	2012	Commercial	Retail Complex/Plaza/Mall	Addition (NR)	\$1,200,000
135 FENNELL AVE W	2011	Institutional	Schools, Post Secondary	Alteration	\$1,200,000
1760 GARTH ST	2013	Institutional	Elementary School	Alteration	\$1,100,000
135 FENNELL AVE W	2013	Institutional	Schools, Post Secondary	Alteration	\$1,000,000
680 STONE CHURCH RD W	2011	Residential	Apartments	Alteration	\$1,000,000
18 MEDICI LANE	2011	Residential	Townhouses	New Construction	\$1,000,000
2 MEDICI LANE	2011	Residential	Townhouses	New Construction	\$1,000,000
5 MEDICI LANE	2011	Residential	Townhouses	New Construction	\$1,000,000
7 BELLINI LANE	2011	Residential	Townhouses	New Construction	\$1,000,000
640 MOHAWK RD W	2013	Commercial	Super Market	Alteration	\$950,000
17 MEDICI LANE	2011	Residential	Townhouses	New Construction	\$916,181
1760 GARTH ST	2013	Institutional	Elementary School	Alteration	\$900,000
100 WEST 5TH ST	2014	Other	Non Residential	Demolish Non Res	\$880,000
135 FENNELL AVE W	2013	Institutional	Schools, Post Secondary	Alteration	\$825,000
1009 SCENIC DR	2014	Residential	Single Family Dwelling	New Construction	\$800,000



Address	Year Issued	Category	Building Type	Construction Type	Estimated Value
277 STONE CHURCH RD W	2013	Commercial	Churches	Foundation	\$800,000
277 STONE CHURCH RD W	2013	Commercial	Churches	New Construction	\$800,000
200 CRANBROOK DR	2013	Institutional	Elementary School	Addition (NR)	\$800,000
135 BENDAMERE AVE	2013	Institutional	Elementary School	Addition (NR)	\$710,000
135 FENNEL AVE W	2013	Institutional	Schools, Post Secondary	Alteration	\$700,000
132 HAZELTON AVE	2014	Residential	Semi-Detached Dwelling	New Construction	\$668,340
21 SUMMERBERRY WAY	2014	Residential	Semi-Detached Dwelling	New Construction	\$635,878
930 UPPER JAMES ST	2014	Commercial	Service Building	Addition (NR)	\$632,000
1400 UPPER JAMES ST	2012	Commercial	Restaurant > 30 People	Alteration	\$600,000
135 FENNEL AVE W	2011	Institutional	Schools, Post Secondary	Alteration	\$600,000
552 SCENIC DR	2012	Residential	Single Family Dwelling	New Construction	\$586,000
91 REDFERN AVE	2014	Residential	Single Family Dwelling	New Construction	\$537,000
631 MOHAWK RD W	2012	Commercial	Churches	Addition (NR)	\$524,300
631 MOHAWK RD W	2012	Commercial	Churches	Addition (NR)	\$524,300
135 FENNEL AVE W	2011	Institutional	Schools, Post Secondary	Alteration	\$521,000
439 MOHAWK RD W	2014	Commercial	Retail Complex/Plaza/Mall	New Construction	\$500,000
145 MAGNOLIA DR	2014	Institutional	High School	Alteration	\$500,000
684 UPPER HORNING RD	2012	Residential	Single Family Dwelling	Swimming Pool Enclosure	\$500,000
1350 UPPER JAMES ST	2011	Commercial	Stores	New Construction	\$500,000
894 UPPER JAMES ST	2011	Commercial	Restaurant <= 30 People	New Construction	\$500,000
19 BELLINI LANE	2011	Residential	Townhouses	New Construction	\$500,000
135 BENDAMERE AVE	2011	Institutional	Elementary School	Alteration	\$490,000
109 SUMMERBERRY WAY	2014	Residential	Semi-Detached Dwelling	New Construction	\$479,640
92 SUMMERBERRY WAY	2013	Residential	Semi-Detached Dwelling	New Construction	\$479,640
39 PURNELL DR	2014	Residential	Single Family Dwelling	New Construction	\$475,000
67 SUMMERBERRY WAY	2014	Residential	Semi-Detached Dwelling	New Construction	\$471,621
128 MEDICI LANE	2014	Residential	Single Family Dwelling	New Construction	\$465,970
158 DAVINCI BLVD	2014	Residential	Single Family Dwelling	New Construction	\$465,970
220 MEDICI LANE	2014	Residential	Single Family Dwelling	New Construction	\$465,970
228 MEDICI LANE	2014	Residential	Single Family Dwelling	New Construction	\$465,970
690 STONE CHURCH RD W	2013	Residential	Apartments	Foundation	\$460,000
500 BENDAMERE AVE	2012	Institutional	Elementary School	Addition (NR)	\$460,000
47 REDFERN AVE	2013	Residential	Single Family Dwelling	New Construction	\$450,000
135 FENNEL AVE W	2012	Institutional	Schools, Post Secondary	Alteration	\$450,000
642 STONE CHURCH RD W	2012	Industrial	Service Stations	New Construction	\$450,000
135 FENNEL AVE W	2011	Institutional	Schools, Post Secondary	Alteration	\$450,000
138 HAZELTON AVE	2014	Residential	Semi-Detached Dwelling	New Construction	\$448,855
79 SUMMERBERRY WAY	2014	Residential	Semi-Detached Dwelling	New Construction	\$448,855
98 SUMMERBERRY WAY	2013	Residential	Semi-Detached Dwelling	New Construction	\$448,855
15 SUMMERBERRY WAY	2014	Residential	Semi-Detached Dwelling	New Construction	\$448,800
57 MICHELANGELO LANE	2012	Residential	Single Family Dwelling	New Construction	\$441,480
166 DAVINCI BLVD	2014	Residential	Single Family Dwelling	New Construction	\$440,810
170 DAVINCI BLVD	2014	Residential	Single Family Dwelling	New Construction	\$440,796
161 MEDICI LANE	2014	Residential	Single Family Dwelling	New Construction	\$432,452
53 EDENVALLEY PL	2012	Residential	Single Family Dwelling	New Construction	\$431,418
3 SUMMERWIND DR	2014	Residential	Single Family Dwelling	New Construction	\$430,000
282 FENNEL AVE W	2011	Institutional	Hospitals	Alteration	\$430,000
51 PURNELL DR	2014	Residential	Single Family Dwelling	New Construction	\$429,250
47 PURNELL DR	2014	Residential	Single Family Dwelling	New Construction	\$429,237
19 PURNELL DR	2014	Residential	Single Family Dwelling	New Construction	\$425,000

Address	Year Issued	Category	Building Type	Construction Type	Estimated Value
104 SUMMERBERRY WAY	2013	Residential	Semi-Detached Dwelling	New Construction	\$425,000
74 SUMMERBERRY WAY	2013	Residential	Semi-Detached Dwelling	New Construction	\$425,000
29 WATERBERRY TRAIL	2011	Residential	Single Family Dwelling	New Construction	\$420,000
67 REDFERN AVE	2014	Residential	Single Family Dwelling	New Construction	\$417,209
55 REDFERN AVE	2014	Residential	Single Family Dwelling	New Construction	\$415,379
162 DAVINCI BLVD	2014	Residential	Single Family Dwelling	New Construction	\$410,890
24 PAVEL PL	2012	Residential	Single Family Dwelling	New Construction	\$410,000
71 REDFERN AVE	2014	Residential	Single Family Dwelling	New Construction	\$402,570
32 WATERBERRY TRAIL	2014	Residential	Single Family Dwelling	New Construction	\$400,000
100 WEST 5TH ST	2011	Industrial	Storage Garages	New Construction	\$400,000
123 RYMAL RD W	2011	Residential	Single Family Dwelling	New Construction	\$400,000
85 MEDICI LANE	2013	Residential	Single Family Dwelling	New Construction	\$397,900
97 MEDICI LANE	2013	Residential	Single Family Dwelling	New Construction	\$397,900
173 MEDICI LANE	2013	Residential	Single Family Dwelling	New Construction	\$395,000
19 RAPHAEL CRT	2012	Residential	Single Family Dwelling	New Construction	\$395,000
59 EDGEHILL DR	2013	Residential	Single Family Dwelling	New Construction	\$392,000
79 REDFERN AVE	2014	Residential	Single Family Dwelling	New Construction	\$390,000
107 MEDICI LANE	2013	Residential	Single Family Dwelling	New Construction	\$390,000
14 SUMMERBERRY WAY	2013	Residential	Semi-Detached Dwelling	New Construction	\$386,000
86 SUMMERBERRY WAY	2013	Residential	Semi-Detached Dwelling	New Construction	\$385,920
110 SUMMERBERRY WAY	2013	Residential	Semi-Detached Dwelling	New Construction	\$377,297
56 SUMMERBERRY WAY	2014	Residential	Semi-Detached Dwelling	New Construction	\$377,280
80 SUMMERBERRY WAY	2013	Residential	Semi-Detached Dwelling	New Construction	\$377,280
144 HAZELTON AVE	2013	Residential	Semi-Detached Dwelling	New Construction	\$377,000
26 SUMMERBERRY WAY	2013	Residential	Semi-Detached Dwelling	New Construction	\$377,000
8 SUMMERBERRY WAY	2013	Residential	Semi-Detached Dwelling	New Construction	\$377,000
88 FENNELL AVE W	2012	Commercial	Offices	Alteration	\$375,000
922 WEST 5TH ST	2011	Residential	Single Family Dwelling	New Construction	\$372,000
171 DAVINCI BLVD	2013	Residential	Single Family Dwelling	New Construction	\$370,903
115 MEDICI LANE	2013	Residential	Single Family Dwelling	New Construction	\$370,000
39 SHADE FOREST TRAIL	2012	Residential	Single Family Dwelling	New Construction	\$370,000
103 MEDICI LANE	2013	Residential	Single Family Dwelling	New Construction	\$369,900
81 MEDICI LANE	2013	Residential	Single Family Dwelling	New Construction	\$369,900
93 MEDICI LANE	2013	Residential	Single Family Dwelling	New Construction	\$369,900
27 PURNELL DR	2014	Residential	Single Family Dwelling	New Construction	\$368,888
10 MORNING MIST DR	2012	Residential	Single Family Dwelling	New Construction	\$368,000
111 ALESSIO DR	2012	Residential	Single Family Dwelling	New Construction	\$368,000
143 ALESSIO DR	2012	Residential	Single Family Dwelling	New Construction	\$368,000
28 MORNING MIST DR	2012	Residential	Single Family Dwelling	New Construction	\$368,000
34 MORNING MIST DR	2012	Residential	Single Family Dwelling	New Construction	\$368,000
83 REDFERN AVE	2014	Residential	Single Family Dwelling	New Construction	\$367,800
127 ALESSIO DR	2012	Residential	Single Family Dwelling	New Construction	\$367,610
159 ALESSIO DR	2013	Residential	Single Family Dwelling	New Construction	\$367,609
147 ALESSIO DR	2012	Residential	Single Family Dwelling	New Construction	\$367,609
163 ALESSIO DR	2013	Residential	Single Family Dwelling	New Construction	\$367,600
139 ALESSIO DR	2013	Residential	Single Family Dwelling	New Construction	\$367,000
177 MEDICI LANE	2013	Residential	Single Family Dwelling	New Construction	\$365,413
12 RAPHAEL CRT	2012	Residential	Single Family Dwelling	New Construction	\$365,025

Address	Year Issued	Category	Building Type	Construction Type	Estimated Value
23 PAVEL PL	2012	Residential	Single Family Dwelling	New Construction	\$365,025
11 RAPHAEL CRT	2011	Residential	Single Family Dwelling	New Construction	\$365,000
135 FENNEL AVE W	2012	Institutional	Schools, Post Secondary	Alteration	\$364,000
197 MEDICI LANE	2013	Residential	Single Family Dwelling	New Construction	\$362,280
111 MEDICI LANE	2013	Residential	Single Family Dwelling	New Construction	\$360,000
77 MEDICI LANE	2013	Residential	Single Family Dwelling	New Construction	\$359,900
89 MEDICI LANE	2013	Residential	Single Family Dwelling	New Construction	\$359,900
99 MEDICI LANE	2013	Residential	Single Family Dwelling	New Construction	\$359,900
61 EDGEHILL DR	2011	Residential	Single Family Dwelling	New Construction	\$357,237
62 SUMMERBERRY WAY	2014	Residential	Semi-Detached Dwelling	New Construction	\$350,000
91 SUMMERBERRY WAY	2014	Residential	Semi-Detached Dwelling	New Construction	\$350,000
59 REDFERN AVE	2014	Residential	Single Family Dwelling	New Construction	\$350,000
640 MOHAWK RD W	2013	Commercial	Retail Complex/Plaza/Mall	Alteration	\$350,000
44 GREENDALE DR	2012	Commercial	Daycare Centres	Alteration	\$350,000
94 SPRINGVALLEY CRES	2012	Residential	Semi-Detached Dwelling	New Construction	\$350,000
4 MATTEO TRAIL	2012	Residential	Single Family Dwelling	New Construction	\$350,000
95 MATTEO TRAIL	2012	Residential	Single Family Dwelling	New Construction	\$350,000
19 SISTINE CRT	2011	Residential	Single Family Dwelling	New Construction	\$350,000
24 RIANNA CRT	2012	Residential	Single Family Dwelling	New Construction	\$349,202
236 MEDICI LANE	2013	Residential	Single Family Dwelling	New Construction	\$348,840
73 SUMMERBERRY WAY	2014	Residential	Semi-Detached Dwelling	New Construction	\$346,200
68 SUMMERBERRY WAY	2013	Residential	Semi-Detached Dwelling	New Construction	\$346,200
108 HAZELTON AVE	2013	Residential	Single Family Dwelling	New Construction	\$346,000
99 HAZELTON AVE	2013	Residential	Single Family Dwelling	New Construction	\$345,392
58 MORNING MIST DR	2013	Residential	Single Family Dwelling	New Construction	\$345,000
107 ALESSIO DR	2012	Residential	Single Family Dwelling	New Construction	\$345,000
123 ALESSIO DR	2012	Residential	Single Family Dwelling	New Construction	\$345,000
20 RIANNA CRT	2012	Residential	Single Family Dwelling	New Construction	\$345,000
76 JULIEBETH DR	2012	Residential	Single Family Dwelling	New Construction	\$345,000
23 RAPHAEL CRT	2012	Residential	Single Family Dwelling	New Construction	\$344,880
51 MORNING MIST DR	2012	Residential	Single Family Dwelling	New Construction	\$344,875
75 MORNING MIST DR	2012	Residential	Single Family Dwelling	New Construction	\$344,875
201 MEDICI LANE	2014	Residential	Single Family Dwelling	New Construction	\$344,640
15 RAPHAEL CRT	2012	Residential	Single Family Dwelling	New Construction	\$344,000
193 MEDICI LANE	2012	Residential	Single Family Dwelling	New Construction	\$344,000
127 MATTEO TRAIL	2011	Residential	Single Family Dwelling	New Construction	\$344,000
3 SHADE FOREST TRAIL	2013	Residential	Single Family Dwelling	New Construction	\$343,800
12 BERNINI CRT	2011	Residential	Single Family Dwelling	New Construction	\$343,560
20 BERNINI CRT	2011	Residential	Single Family Dwelling	New Construction	\$343,560
119 ALESSIO DR	2013	Residential	Single Family Dwelling	New Construction	\$342,163
11 SUMMERWIND DR	2012	Residential	Single Family Dwelling	New Construction	\$342,163
135 ALESSIO DR	2012	Residential	Single Family Dwelling	New Construction	\$342,000
123 MATTEO TRAIL	2011	Residential	Single Family Dwelling	New Construction	\$342,000
25 ALDERSON DR	2012	Institutional	Elementary School	Addition (NR)	\$341,000
3 RIANNA CRT	2012	Residential	Single Family Dwelling	New Construction	\$339,000
28 RIANNA CRT	2012	Residential	Single Family Dwelling	New Construction	\$337,565
205 MEDICI LANE	2013	Residential	Single Family Dwelling	New Construction	\$336,000
18 ABBINGTON DR	2012	Residential	Single Family Dwelling	New Construction	\$336,000

Address	Year Issued	Category	Building Type	Construction Type	Estimated Value
21 CLIFTON DOWNS RD	2012	Residential	Single Family Dwelling	New Construction	\$335,989
139 DAVINCI BLVD	2013	Residential	Single Family Dwelling	New Construction	\$333,483
155 DAVINCI BLVD	2013	Residential	Single Family Dwelling	New Construction	\$333,483
138 DAVINCI BLVD	2013	Residential	Single Family Dwelling	New Construction	\$333,480
147 DAVINCI BLVD	2012	Residential	Single Family Dwelling	New Construction	\$333,480
57 SHADE FOREST TRAIL	2012	Residential	Single Family Dwelling	New Construction	\$333,250
143 DAVINCI BLVD	2014	Residential	Single Family Dwelling	New Construction	\$333,120
181 MEDICI LANE	2014	Residential	Single Family Dwelling	New Construction	\$333,120
163 DAVINCI BLVD	2013	Residential	Single Family Dwelling	New Construction	\$333,120
134 DAVINCI BLVD	2013	Residential	Single Family Dwelling	New Construction	\$333,000
185 MEDICI LANE	2013	Residential	Single Family Dwelling	New Construction	\$333,000
48 MICHELANGELO LANE	2012	Residential	Single Family Dwelling	New Construction	\$333,000
133 MEDICI LANE	2013	Residential	Single Family Dwelling	New Construction	\$332,160
7 WOODVALLEY CRT	2012	Residential	Single Family Dwelling	New Construction	\$331,959
32 EDENVALLEY PL	2013	Residential	Single Family Dwelling	New Construction	\$331,920
19 PAVEL PL	2012	Residential	Single Family Dwelling	New Construction	\$331,000
7 PAVEL PL	2012	Residential	Single Family Dwelling	New Construction	\$329,520
136 MEDICI LANE	2014	Residential	Single Family Dwelling	New Construction	\$328,900
144 MEDICI LANE	2014	Residential	Single Family Dwelling	New Construction	\$328,900
216 MEDICI LANE	2014	Residential	Single Family Dwelling	New Construction	\$328,900
28 EDENVALLEY PL	2012	Residential	Single Family Dwelling	New Construction	\$327,720
192 MEDICI LANE	2013	Residential	Single Family Dwelling	New Construction	\$325,080
95 REDFERN AVE	2014	Residential	Single Family Dwelling	New Construction	\$325,000
92 JULIEBETH DR	2012	Residential	Single Family Dwelling	New Construction	\$323,000
31 CLIFTON DOWNS RD	2014	Residential	Single Family Dwelling	New Construction	\$321,229
39 REDFERN AVE	2014	Residential	Single Family Dwelling	New Construction	\$320,000
60 MICHELANGELO LANE	2012	Residential	Single Family Dwelling	New Construction	\$320,000
23 RIANNA CRT	2012	Residential	Single Family Dwelling	New Construction	\$318,960
135 DAVINCI BLVD	2013	Residential	Single Family Dwelling	New Construction	\$317,000
33 MORNING MIST DR	2012	Residential	Single Family Dwelling	New Construction	\$316,329
217 MEDICI LANE	2013	Residential	Single Family Dwelling	New Construction	\$316,200
51 SHADE FOREST TRAIL	2012	Residential	Single Family Dwelling	New Construction	\$315,684
76 CONNELL CRES	2013	Residential	Single Family Dwelling	New Construction	\$315,600
28 FONTANA CRT	2012	Residential	Single Family Dwelling	New Construction	\$315,167
20 FERRINO CRT	2013	Residential	Single Family Dwelling	New Construction	\$315,000
12 PAVEL PL	2012	Residential	Single Family Dwelling	New Construction	\$315,000
31 FERRINO CRT	2013	Residential	Single Family Dwelling	New Construction	\$314,640
27 FERRINO CRT	2013	Residential	Single Family Dwelling	New Construction	\$313,800
12 FERRINO CRT	2013	Residential	Single Family Dwelling	New Construction	\$313,790
29 CLIFTON DOWNS RD	2013	Residential	Single Family Dwelling	New Construction	\$313,790
16 MORNING MIST DR	2012	Residential	Single Family Dwelling	New Construction	\$313,229
39 MORNING MIST DR	2012	Residential	Single Family Dwelling	New Construction	\$313,000
81 MORNING MIST DR	2012	Residential	Single Family Dwelling	New Construction	\$313,000
154 DAVINCI BLVD	2012	Residential	Single Family Dwelling	New Construction	\$311,176
120 MEDICI LANE	2014	Residential	Single Family Dwelling	New Construction	\$311,160
140 MEDICI LANE	2014	Residential	Single Family Dwelling	New Construction	\$311,160
146 MEDICI LANE	2014	Residential	Single Family Dwelling	New Construction	\$311,160
224 MEDICI LANE	2014	Residential	Single Family Dwelling	New Construction	\$311,160

Address	Year Issued	Category	Building Type	Construction Type	Estimated Value
244 MEDICI LANE	2014	Residential	Single Family Dwelling	New Construction	\$311,160
184 MEDICI LANE	2013	Residential	Single Family Dwelling	New Construction	\$311,160
124 MEDICI LANE	2014	Residential	Single Family Dwelling	New Construction	\$311,100
150 MEDICI LANE	2014	Residential	Single Family Dwelling	New Construction	\$311,100
978 WEST 5TH ST	2011	Residential	Single Family Dwelling	New Construction	\$311,000
79 KENNEDY AVE	2012	Residential	Single Family Dwelling	New Construction	\$310,560
11 GATEWOOD CRT	2013	Residential	Single Family Dwelling	New Construction	\$310,000
16 PAVEL PL	2012	Residential	Single Family Dwelling	New Construction	\$310,000
20 PAVEL PL	2012	Residential	Single Family Dwelling	New Construction	\$310,000
40 FERRINO CRT	2012	Residential	Single Family Dwelling	New Construction	\$310,000
16 EDGEHILL DR	2013	Residential	Single Family Dwelling	New Construction	\$309,960
43 PURNELL DR	2013	Residential	Single Family Dwelling	New Construction	\$307,800
32 FERRINO CRT	2012	Residential	Single Family Dwelling	New Construction	\$307,800
19 EDENVALLEY PL	2011	Residential	Single Family Dwelling	New Construction	\$306,771
119 MEDICI LANE	2013	Residential	Single Family Dwelling	New Construction	\$306,000
61 EAGLEGLN WAY	2012	Residential	Single Family Dwelling	New Construction	\$305,350
8 PAVEL PL	2013	Residential	Single Family Dwelling	New Construction	\$305,280
11 PAVEL PL	2012	Residential	Single Family Dwelling	New Construction	\$305,280
141 MEDICI LANE	2013	Residential	Single Family Dwelling	New Construction	\$305,260
4 PAVEL PL	2013	Residential	Single Family Dwelling	New Construction	\$305,260
165 MEDICI LANE	2014	Residential	Single Family Dwelling	New Construction	\$305,000
7 EDENVALLEY PL	2011	Residential	Single Family Dwelling	New Construction	\$304,834
65 EDENVALLEY PL	2011	Residential	Single Family Dwelling	New Construction	\$304,800
21 KENNEDY AVE	2011	Residential	Single Family Dwelling	New Construction	\$304,560
248 MEDICI LANE	2013	Residential	Single Family Dwelling	New Construction	\$303,720
15 RIANNA CRT	2012	Residential	Single Family Dwelling	New Construction	\$303,120
16 ABBINGTON DR	2013	Residential	Single Family Dwelling	New Construction	\$303,000
8 ABBINGTON DR	2013	Residential	Single Family Dwelling	New Construction	\$303,000
16 FERRINO CRT	2012	Residential	Single Family Dwelling	New Construction	\$303,000
23 FERRINO CRT	2012	Residential	Single Family Dwelling	New Construction	\$303,000
24 FERRINO CRT	2012	Residential	Single Family Dwelling	New Construction	\$303,000
27 CLIFTON DOWNS RD	2012	Residential	Single Family Dwelling	New Construction	\$303,000
7 RIANNA CRT	2012	Residential	Single Family Dwelling	New Construction	\$303,000
17 CLIFTON DOWNS RD	2011	Residential	Single Family Dwelling	New Construction	\$302,990
27 MORNING MIST DR	2012	Residential	Single Family Dwelling	New Construction	\$302,250
35 CLIFTON DOWNS RD	2013	Residential	Single Family Dwelling	New Construction	\$302,000
7 SUMMERWIND DR	2012	Residential	Single Family Dwelling	New Construction	\$302,000
233 MEDICI LANE	2013	Residential	Single Family Dwelling	New Construction	\$300,200
131 ALESSIO DR	2013	Residential	Single Family Dwelling	New Construction	\$300,184
15 MORNING MIST DR	2012	Residential	Single Family Dwelling	New Construction	\$300,184
930 UPPER PARADISE RD	2014	Commercial	Stores	Alteration	\$300,000
930 UPPER PARADISE RD	2013	Commercial	Stores	Alteration	\$300,000
119 HAZELTON AVE	2013	Residential	Single Family Dwelling	New Construction	\$300,000
119 HAZELTON AVE	2013	Residential	Single Family Dwelling	New Construction	\$300,000
88 SPRINGVALLEY CRES	2012	Residential	Semi-Detached Dwelling	New Construction	\$300,000
1550 UPPER JAMES ST	2011	Commercial	Offices	Alteration	\$300,000
105 RYMAL RD W	2011	Residential	Single Family Dwelling	New Construction	\$300,000
11 BERNINI CRT	2011	Residential	Single Family Dwelling	New Construction	\$300,000

Address	Year Issued	Category	Building Type	Construction Type	Estimated Value
1306 UPPER PARADISE RD	2011	Residential	Single Family Dwelling	New Construction	\$300,000
33 EDGEHILL DR	2011	Residential	Single Family Dwelling	New Construction	\$300,000
678 GARTH ST	2011	Residential	Single Family Dwelling	New Construction	\$300,000
81 EAGLEGLLEN WAY	2011	Residential	Single Family Dwelling	New Construction	\$300,000



Hamilton

## Contact Information

**Planning & Economic Development Department**  
Economic Development Division

Report Author: Graeme Brown, MBA, PMP

Phone: 905-546-2424 Ext. 2363

Email: [graeme.brown@hamilton.ca](mailto:graeme.brown@hamilton.ca)

