



Hamilton

City of Hamilton
Economic Development
Activity Report
August 2014

WARD 9

January 1, 2007 - July 31, 2014

HAMILTON
ECONOMIC
DEVELOPMENT



Introduction

This report is one in a series of 15 ward specific Economic Development Activity Reports for the City of Hamilton. Each report provides detailed information on building permit activity and estimated values between the period of January 1, 2007 and July 31, 2014 in the identified ward.

Information for this report was obtained from the City of Hamilton's Building Division in August, 2014. This report is meant to compliment the monthly and annual building permit reports prepared by the Building Division. Minor variances between numbers provided in prior published Building Permit Reports by the Building Division and those numbers published in these reports are due to building permit amendments made by the applicant after the Building Division reports were published.

Table of Contents

Report Section

City of Hamilton - Building Permit Statistics (2007 - 2014)	Page 1
Table: City of Hamilton - Annual Number of Building Permits Issued	
Chart: Total Number of Permits - City of Hamilton	
Table: City of Hamilton Annual Estimated Building Permit Values	
Chart: Total Estimated Value of Permits - City of Hamilton	
Annual Activity in the Ward	Page 2
Table: Annual Number of Building Permits Issued	
Chart: Total Number of Building Permits in the Ward	
Estimated Value of Annual Activity in the Ward	Page 3
Table: Annual Estimated Building Permit Values	
Chart: Total Value of Building Permits in the Ward	
Residential Permits in the Ward - Annual Statistics	Page 4
Table: Annual Residential Permit Statistics	
Chart: Total Number of Residential Permits	
Chart: Total Estimated Value of Residential Permits	
ICI Permits in the Ward - Annual Statistics	Page 5
Table: Annual Industrial, Commercial and Institutional (ICI) Permit Statistics	
Chart: Total Number of ICI Permits	
Chart: Total Estimated Value of ICI Permits	
Large Building Permits (\$300K or Greater) Since 2011	Page 6

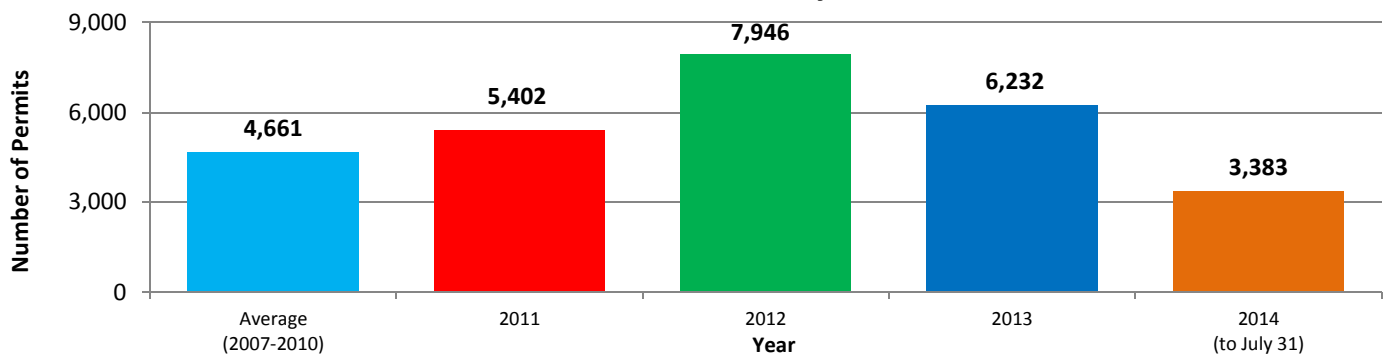
City of Hamilton - Building Permit Statistics (2007 - 2014)

City of Hamilton - Annual Number of Building Permits Issued

	2007	2008	2009	2010	2011	2012	2013	2014*
Residential	2,664	2,761	2,906	4,991	3,368	3,299	3,131	1,970
Commercial	414	409	426	493	597	593	687	346
Industrial	112	94	119	108	155	114	121	88
Institutional	112	87	137	154	139	165	165	77
Other	612	591	644	809	1,143	3,775	2,128	902
City Total	3,914	3,942	4,232	6,555	5,402	7,946	6,232	3,383

* Note: Information is from January 1, 2014 - July 31, 2014

Total Number of Permits - City of Hamilton

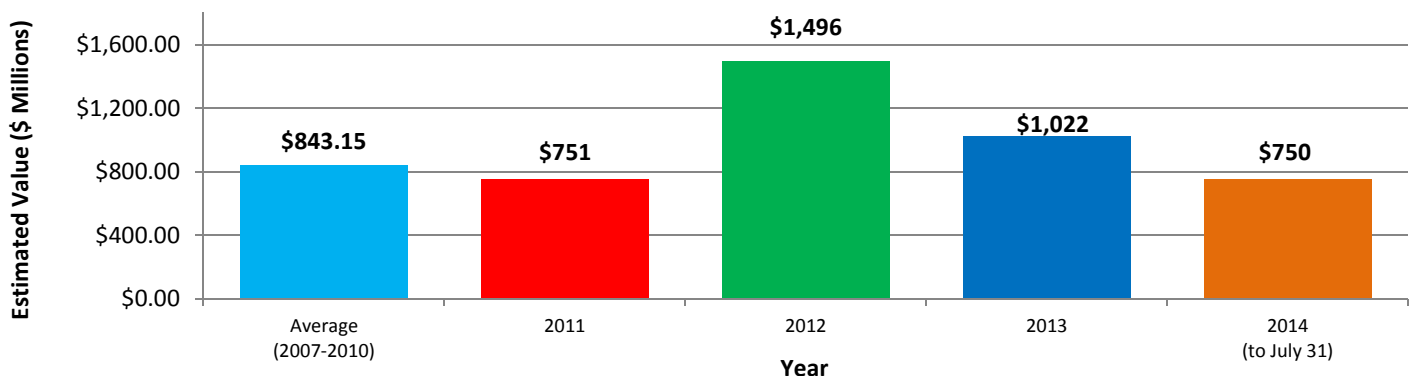


City of Hamilton Annual Estimated Building Permit Values

	2007	2008	2009	2010	2011	2012	2013	2014*
Residential	\$383,076,230	\$409,267,130	\$277,450,338	\$581,087,483	\$431,492,648	\$659,224,731	\$526,011,776	\$510,697,944
Commercial	\$121,500,840	\$138,925,985	\$194,409,100	\$160,843,510	\$120,380,067	\$199,323,506	\$257,054,262	\$139,281,539
Industrial	\$59,746,071	\$49,797,426	\$109,128,960	\$135,255,810	\$29,896,679	\$204,629,279	\$95,391,223	\$36,692,383
Institutional	\$210,195,020	\$206,838,954	\$85,770,282	\$187,637,078	\$152,368,726	\$406,642,636	\$120,149,181	\$51,199,576
Other	\$12,700,857	\$13,351,422	\$19,110,162	\$16,515,046	\$17,176,368	\$26,424,489	\$23,051,026	\$11,956,834
City Total	\$787,219,018	\$818,180,917	\$685,868,842	\$1,081,338,927	\$751,314,488	\$1,496,244,641	\$1,021,657,468	\$749,828,276

* Note: Information is from January 1, 2014 - July 31, 2014

Total Estimated Value of Permits - City of Hamilton



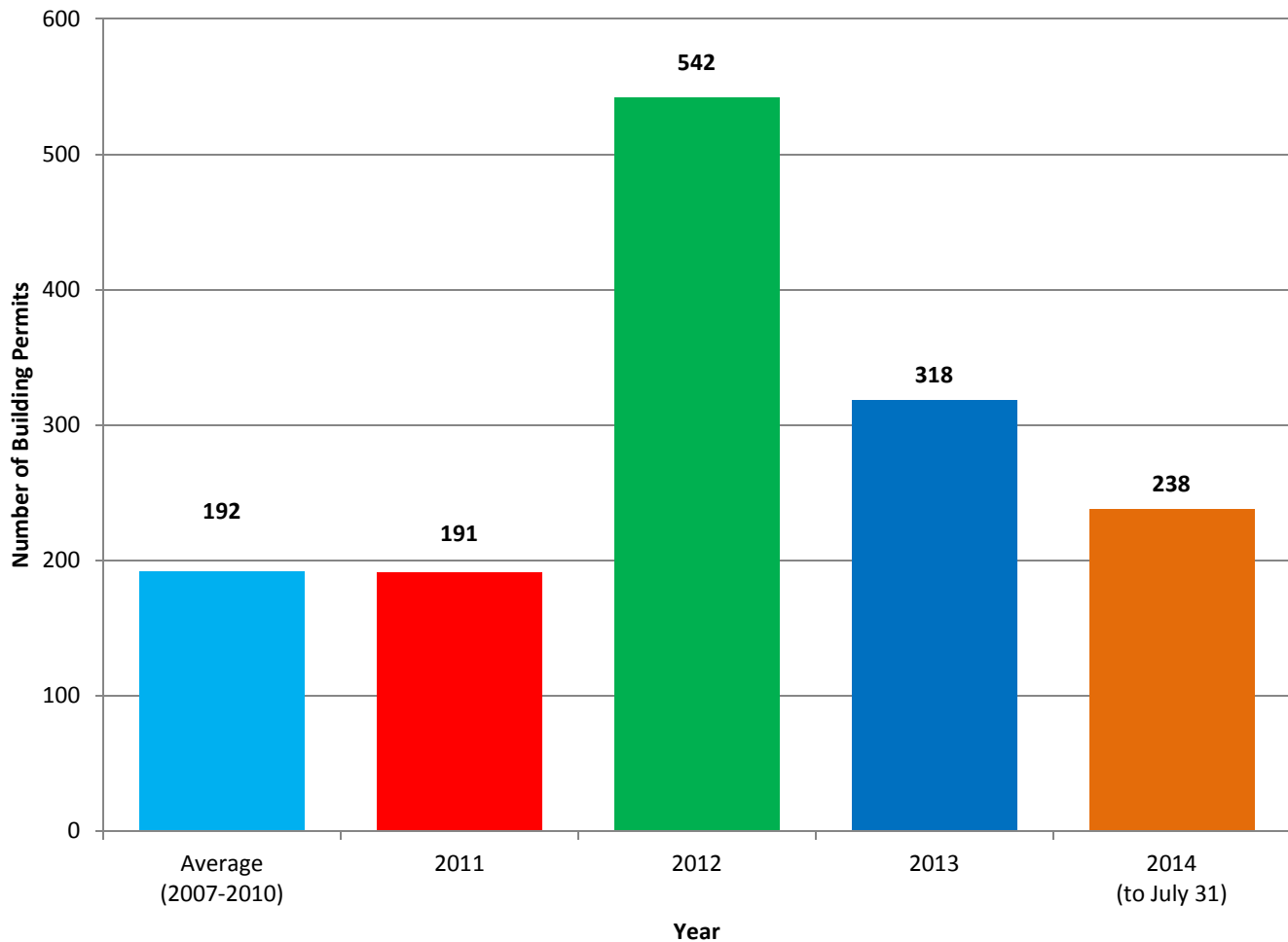
Annual Activity in the Ward

Annual Number of Building Permits Issued

	2007	2008	2009	2010	2011	2012	2013	2014*
Residential	81	54	92	245	116	171	160	171
Commercial	24	50	42	33	24	24	43	20
Industrial	1	1	1	0	1	0	1	0
Institutional	1	1	2	2	4	8	6	6
Ward Total	138	144	168	316	191	542	318	238
City Total	3,914	3,942	4,232	6,555	5,402	7,946	6,232	3,383
% of City Total	3.5%	3.7%	4.0%	4.8%	3.5%	6.8%	5.1%	7.0%

* Note: Information is from January 1, 2014 - July 31, 2014

Total Number of Building Permits in the Ward



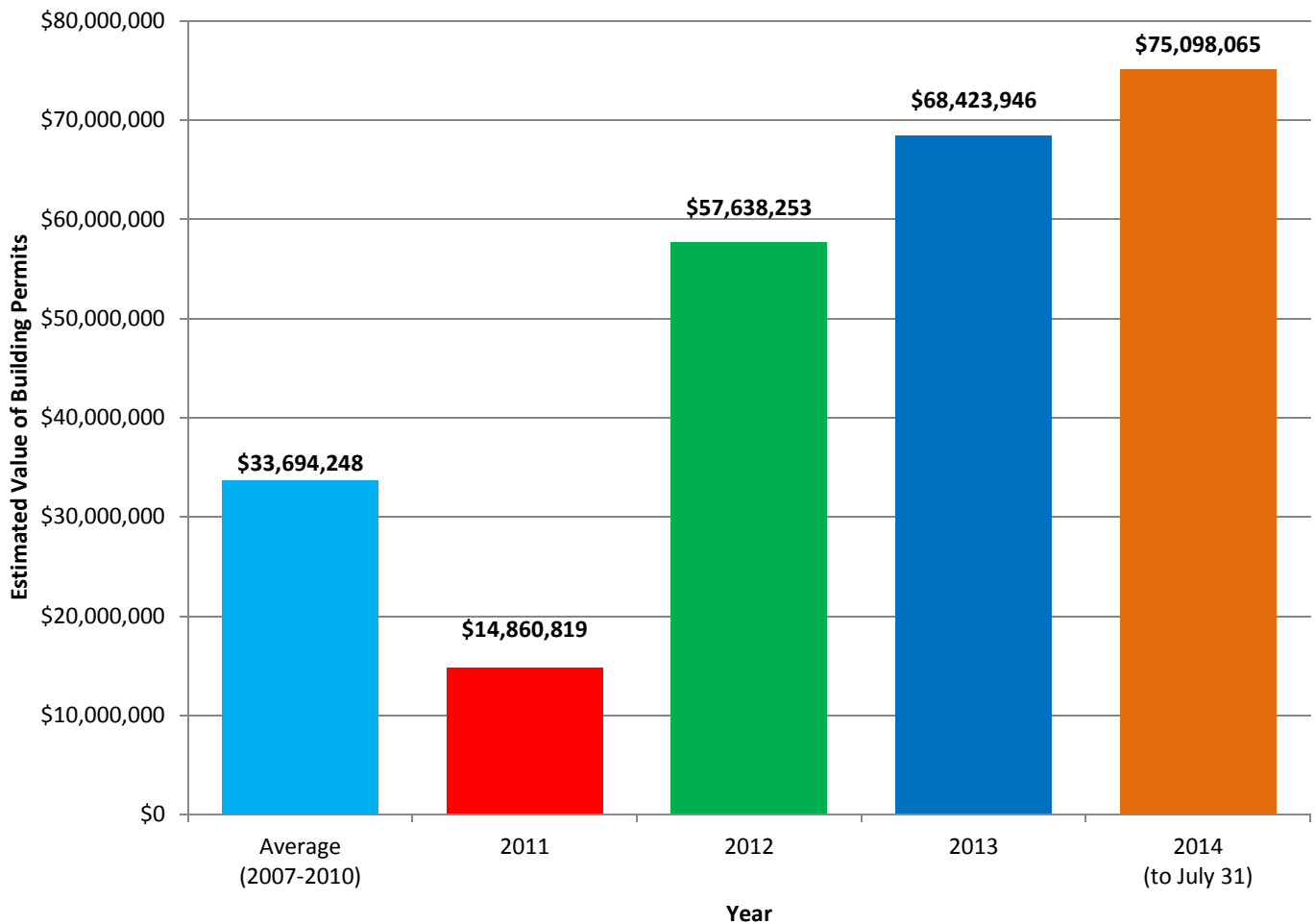
Estimated Value of Annual Activity in the Ward

Annual Estimated Building Permit Values

	2007	2008	2009	2010	2011	2012	2013	2014*
Residential	\$10,597,257	\$3,686,810	\$5,110,156	\$46,153,391	\$7,936,184	\$45,377,137	\$37,395,150	\$60,539,556
Commercial	\$6,456,166	\$38,167,580	\$5,972,080	\$15,761,400	\$6,535,401	\$8,611,200	\$23,418,350	\$12,958,740
Industrial	\$35,000	\$87,000	\$80,000	\$0	\$3,700	\$0	\$5,300,000	\$0
Institutional	\$6,000	\$20,000	\$439,700	\$70,000	\$22,000	\$2,521,400	\$1,528,500	\$1,352,500
Ward Total	\$17,488,723	\$42,691,390	\$12,032,036	\$62,564,841	\$14,860,819	\$57,638,253	\$68,423,946	\$75,098,065
City Total	\$787,219,018	\$818,180,917	\$685,868,842	\$1,081,338,927	\$751,314,488	\$1,496,244,641	\$1,021,657,468	\$749,828,276
% of City Total	2.2%	5.2%	1.8%	5.8%	2.0%	3.9%	6.7%	10.0%

* Note: Information is from January 1, 2014 - July 31, 2014

Total Value of Building Permits in the Ward



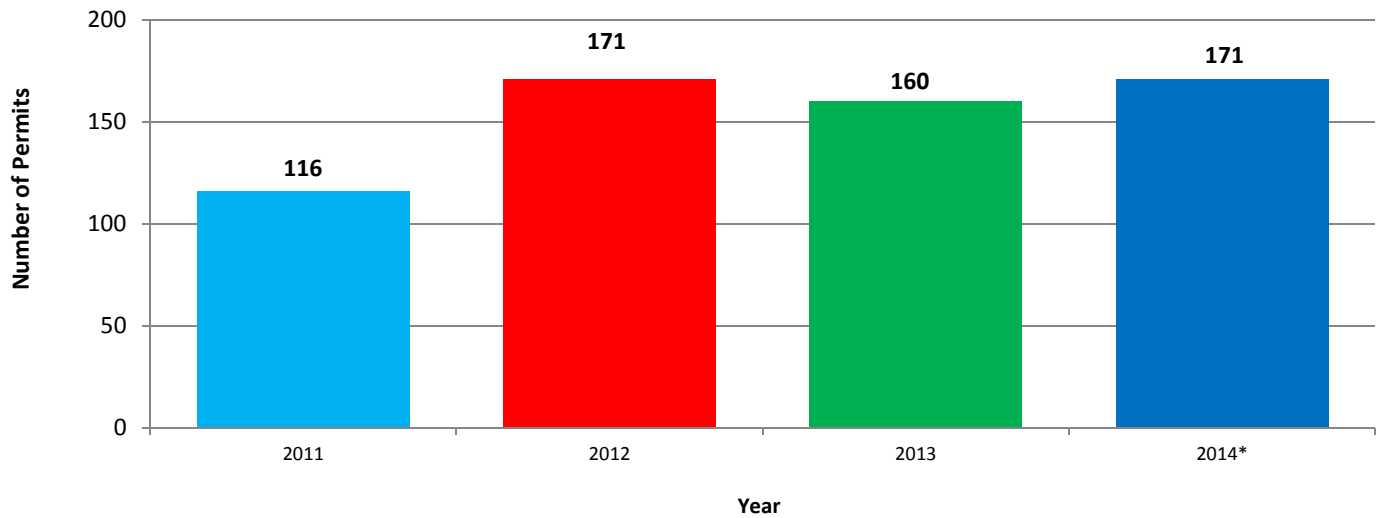
Residential Permits in the Ward - Annual Statistics

Annual Residential Permit Statistics

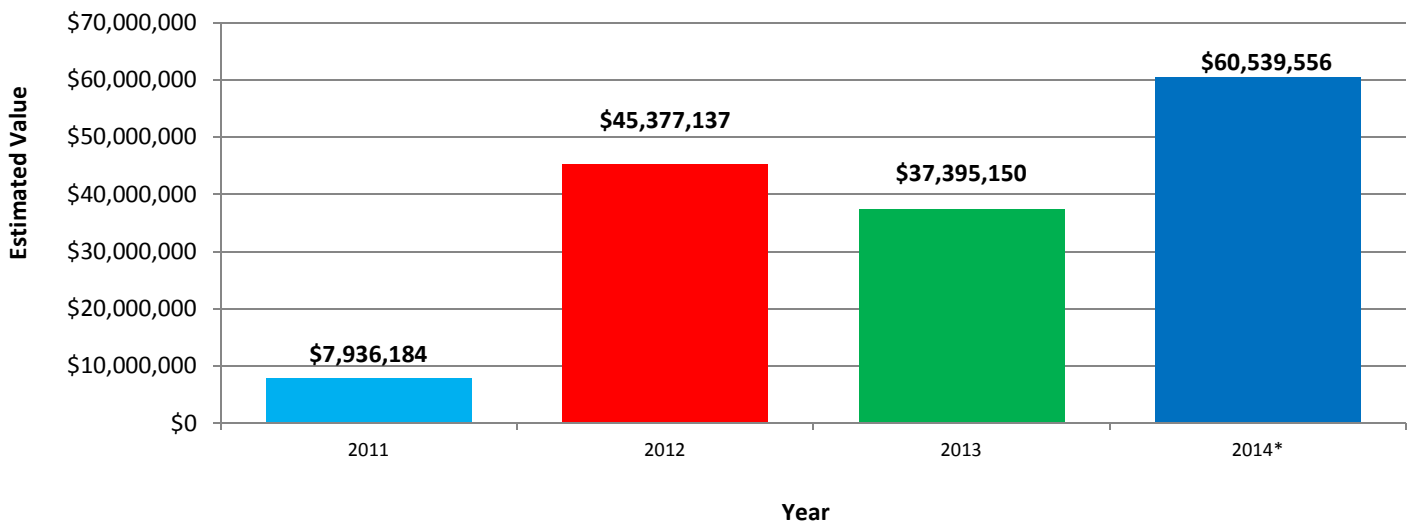
	2007	2008	2009	2010	2011	2012	2013	2014*
Permits Issued	81	54	92	245	116	171	160	171
Estimated Value	\$10,597,257	\$3,686,810	\$5,110,156	\$46,153,391	\$7,936,184	\$45,377,137	\$37,395,150	\$60,539,556

* Note: Information is from January 1, 2014 - July 31, 2014

Total Number of Residential Permits



Total Estimated Value of Residential Permits



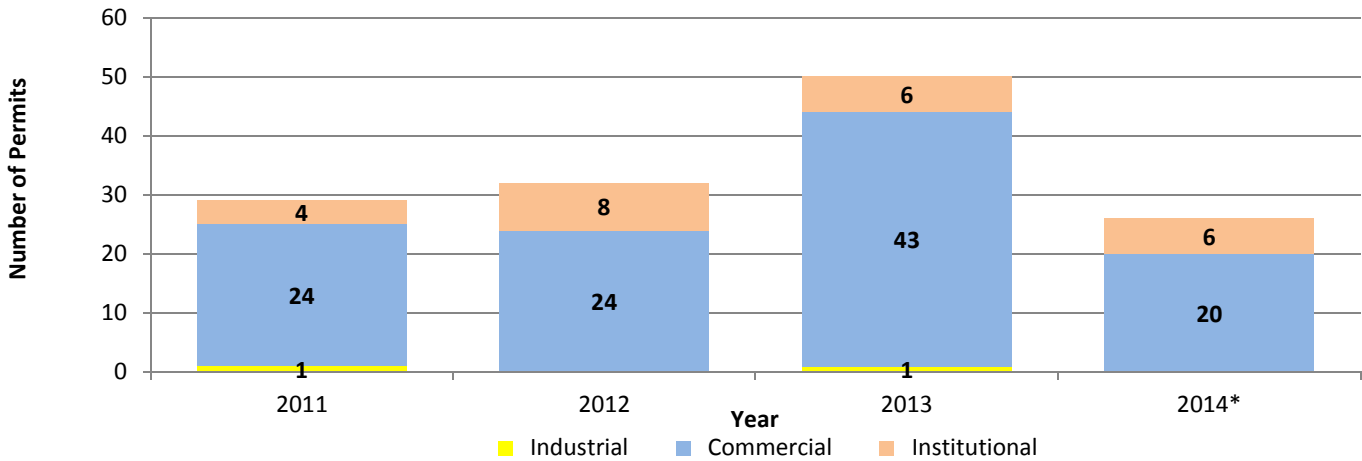
ICI Permits in the Ward - Annual Statistics

Annual Industrial, Commercial and Institutional (ICI) Permit Statistics

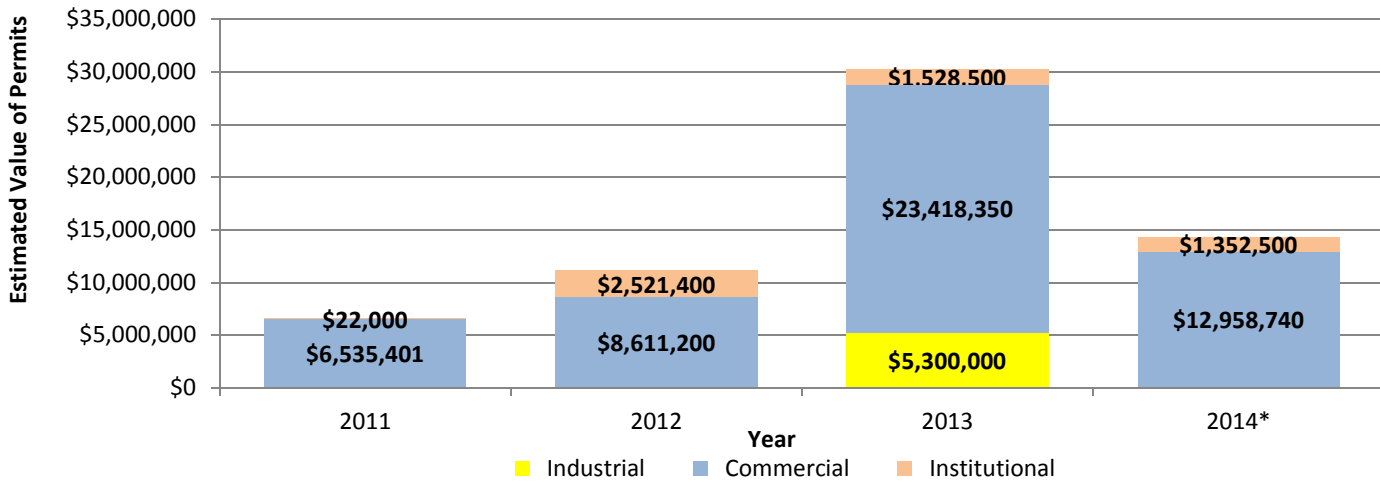
	2007	2008	2009	2010	2011	2012	2013	2014*
Permits Issued	26	52	45	35	29	32	50	26
<i>Industrial</i>	1	1	1	0	1	0	1	0
<i>Commercial</i>	24	50	42	33	24	24	43	20
<i>Institutional</i>	1	1	2	2	4	8	6	6
Estimated Value	\$6,497,166	\$38,274,580	\$6,491,780	\$15,831,400	\$6,561,101	\$11,132,600	\$30,246,850	\$14,311,240
<i>Industrial</i>	\$35,000	\$87,000	\$80,000	\$0	\$3,700	\$0	\$5,300,000	\$0
<i>Commercial</i>	\$6,456,166	\$38,167,580	\$5,972,080	\$15,761,400	\$6,535,401	\$8,611,200	\$23,418,350	\$12,958,740
<i>Institutional</i>	\$6,000	\$20,000	\$439,700	\$70,000	\$22,000	\$2,521,400	\$1,528,500	\$1,352,500

* Note: Information is from January 1, 2014 - July 31, 2014

Total Number of ICI Permits



Estimated Value of ICI Permits



Large Building Permits (\$300K or Greater) Since 2011

Address	Year Issued	Category	Building Type	Construction Type	Estimated Value
102 HWY 8	2014	Commercial	Stores	New Construction	\$7,000,000
102 HWY 8	2013	Commercial	Stores	Alteration	\$7,000,000
102 HWY 8	2013	Commercial	Stores	New Construction	\$7,000,000
35 UPPER CENTENNIAL PKWY	2012	Commercial	Offices	New Construction	\$5,800,000
293 HIGHLAND RD W	2013	Industrial	Service Building	Alteration	\$5,300,000
835 PARAMOUNT DR	2011	Commercial	Offices	New Construction	\$3,900,000
108 HIGHLAND RD W	2014	Commercial	High School	Addition (NR)	\$3,689,000
102 HWY 8	2013	Commercial	Super Market	New Construction	\$1,750,000
3 TRAFALGAR DR	2012	Residential	Townhouses	New Construction	\$1,750,000
136 PENNY LANE	2012	Residential	Townhouses	New Construction	\$1,730,000
170 PENNY LANE	2012	Residential	Townhouses	New Construction	\$1,730,000
66 CRAFTER CRES	2014	Residential	Townhouses	New Construction	\$1,679,500
835 PARAMOUNT DR	2013	Commercial	Offices	Alteration	\$1,600,000
104 CRAFTER CRES	2014	Residential	Townhouses	New Construction	\$1,573,700
33 WATERBRIDGE ST	2013	Residential	Townhouses	New Construction	\$1,500,000
63 WATERBRIDGE ST	2013	Residential	Townhouses	New Construction	\$1,500,000
70 HIGHGATE DR	2013	Residential	Townhouses	New Construction	\$1,500,000
27 MAYLAND TRAIL	2014	Residential	Townhouses	New Construction	\$1,472,348
142 CRAFTER CRES	2014	Residential	Townhouses	New Construction	\$1,400,300
159 PENNY LANE	2012	Residential	Townhouses	New Construction	\$1,400,000
146 WESTBANK TRAIL , STONEY CREE	2014	Residential	Townhouses	New Construction	\$1,370,000
4 CRAFTER CRES	2014	Residential	Townhouses	New Construction	\$1,361,000
45 MAYLAND TRAIL	2014	Residential	Townhouses	New Construction	\$1,294,395
61 MAYLAND TRAIL	2014	Residential	Townhouses	New Construction	\$1,285,521
122 HWY 8	2013	Commercial	Stores	New Construction	\$1,200,000
6 CEDARVILLE DR	2012	Residential	Townhouses	New Construction	\$1,200,000
90 CRAFTER CRES	2014	Residential	Townhouses	New Construction	\$1,195,000
132 CRAFTER CRES	2014	Residential	Townhouses	New Construction	\$1,162,800
173 PENNY LANE	2012	Residential	Townhouses	New Construction	\$1,150,000
21 WATERBRIDGE ST	2013	Residential	Townhouses	New Construction	\$1,107,000
208 WESTBANK TRAIL , STONEY CREE	2014	Residential	Townhouses	New Construction	\$1,100,000
70 HIGHGATE DR	2013	Residential	Townhouses	New Construction	\$1,100,000
70 HIGHGATE DR	2012	Residential	Townhouses	New Construction	\$1,100,000
70 HIGHGATE DR	2012	Residential	Townhouses	New Construction	\$1,100,000
70 HIGHGATE DR	2012	Residential	Townhouses	New Construction	\$1,100,000
24 KENNARD ST	2012	Institutional	Elementary School	Addition (NR)	\$1,000,000
122 CRAFTER CRES	2014	Residential	Townhouses	New Construction	\$990,800
30 CORNFLOWER CRES	2011	Residential	Townhouses	New Construction	\$986,370
77 MAYLAND TRAIL	2013	Residential	Townhouses	New Construction	\$984,160
37 TRAFALGAR DR	2012	Residential	Townhouses	New Construction	\$960,000
160 PENNY LANE	2012	Residential	Townhouses	New Construction	\$956,000
27 TRAFALGAR DR	2012	Residential	Townhouses	New Construction	\$956,000
2 DORCHESTER TER	2013	Residential	Townhouses	New Construction	\$945,120
3 DORCHESTER TER	2013	Residential	Townhouses	New Construction	\$944,133
70 HIGHGATE DR	2012	Residential	Townhouses	New Construction	\$900,000
70 HIGHGATE DR	2012	Residential	Townhouses	New Construction	\$900,000

Address	Year Issued	Category	Building Type	Construction Type	Estimated Value
157 HIGHGATE HEIGHTS	2011	Residential	Townhouses	New Construction	\$900,000
4 BRIDGEWATER CRT	2012	Residential	Townhouses	New Construction	\$857,000
52 ASTER AVE	2011	Residential	Townhouses	New Construction	\$850,000
15 DORCHESTER TER	2013	Residential	Townhouses	New Construction	\$763,196
124 KING ST W	2014	Residential	Apartments	New Construction	\$750,000
136 KING ST W	2014	Residential	Apartments	New Construction	\$750,000
345 HIGHLAND RD W	2014	Residential	Single Family Dwelling	New Construction	\$750,000
122 HWY 8	2013	Commercial	Stores	Alteration	\$750,000
24 KENNARD ST	2013	Institutional	Elementary School	Alteration	\$750,000
1783 STONE CHURCH RD E	2014	Commercial	Offices	Alteration	\$732,840
70 HIGHGATE DR	2012	Residential	Townhouses	New Construction	\$717,600
35 UPPER CENTENNIAL PKWY	2013	Commercial	Offices	Alteration	\$700,000
60 THORNBURY CRT , STONEY CREEK	2014	Residential	Single Family Dwelling	New Construction	\$644,330
9 UPPER CENTENNIAL PKWY	2011	Commercial	Restaurant > 30 People	Alteration	\$625,800
291 WINTERBERRY DR	2012	Institutional	Elementary School	Addition (NR)	\$601,600
49 CANDLEWOOD CRT	2011	Residential	Townhouses	New Construction	\$600,000
4 BRIDGEWATER CRT	2012	Residential	Townhouses	New Construction	\$570,000
4 BRIDGEWATER CRT	2012	Residential	Townhouses	New Construction	\$570,000
218 WESTBANK TRAIL , STONEY CREEK	2014	Residential	Semi-Detached Dwelling	New Construction	\$550,000
95 ECHOVALLEY DR , STONEY CREEK	2014	Residential	Semi-Detached Dwelling	New Construction	\$550,000
160 WESTBANK TRAIL , STONEY CREEK	2014	Residential	Semi-Detached Dwelling	New Construction	\$545,000
107 ECHOVALLEY DR , STONEY CREEK	2014	Residential	Semi-Detached Dwelling	New Construction	\$540,000
119 ECHOVALLEY DR , STONEY CREEK	2014	Residential	Semi-Detached Dwelling	New Construction	\$540,000
137 ECHOVALLEY DR , STONEY CREEK	2014	Residential	Semi-Detached Dwelling	New Construction	\$540,000
149 ECHOVALLEY DR , STONEY CREEK	2014	Residential	Semi-Detached Dwelling	New Construction	\$540,000
187 ECHOVALLEY DR , STONEY CREEK	2014	Residential	Semi-Detached Dwelling	New Construction	\$540,000
190 WESTBANK TRAIL , STONEY CREEK	2014	Residential	Semi-Detached Dwelling	New Construction	\$540,000
191 WESTBANK TRAIL , STONEY CREEK	2014	Residential	Semi-Detached Dwelling	New Construction	\$540,000
24 THORNBURY CRT , STONEY CREEK	2014	Residential	Single Family Dwelling	New Construction	\$540,000
55 THORNBURY CRT , STONEY CREEK	2014	Residential	Single Family Dwelling	New Construction	\$535,000
51 THORNBURY CRT , STONEY CREEK	2014	Residential	Single Family Dwelling	New Construction	\$524,166
3451/2 HIGHLAND RD W	2014	Residential	Single Family Dwelling	New Construction	\$522,360
272 WESTBANK TRAIL , STONEY CREEK	2014	Residential	Single Family Dwelling	New Construction	\$520,000
14 DORCHESTER TER	2013	Residential	Townhouses	New Construction	\$506,960
31 WINSLOW WAY , STONEY CREEK	2014	Residential	Single Family Dwelling	New Construction	\$502,000
127 GRAY RD	2013	Institutional	High School	Alteration	\$500,000
100 WINSLOW WAY , STONEY CREEK	2014	Residential	Single Family Dwelling	New Construction	\$483,454
131 ECHOVALLEY DR , STONEY CREEK	2014	Residential	Two Family Dwelling	New Construction	\$475,000
184 WESTBANK TRAIL , STONEY CREEK	2014	Residential	Semi-Detached Dwelling	New Construction	\$472,000
183 WESTBANK TRAIL , STONEY CREEK	2014	Residential	Semi-Detached Dwelling	New Construction	\$470,000
237 ECHOVALLEY DR , STONEY CREEK	2014	Residential	Single Family Dwelling	New Construction	\$467,128
73 WEST GLEN AVE	2014	Residential	Single Family Dwelling	New Construction	\$464,400
143 ECHOVALLEY DR , STONEY CREEK	2014	Residential	Semi-Detached Dwelling	New Construction	\$462,500
28 THORNBURY CRT , STONEY CREEK	2014	Residential	Single Family Dwelling	New Construction	\$451,000
28 THORNBURY CRT , STONEY CREEK	2014	Residential	Single Family Dwelling	New Construction	\$451,000
5 KING ST E	2014	Commercial	Stores	New Construction	\$450,000
43 WHITEDEER RD	2014	Institutional	Elementary School	Alteration	\$450,000
10 ALLANBROOK ST	2012	Residential	Single Family Dwelling	New Construction	\$450,000
96 WINSLOW WAY , STONEY CREEK	2014	Residential	Single Family Dwelling	New Construction	\$446,000
89 WEST GLEN AVE	2014	Residential	Single Family Dwelling	New Construction	\$437,958

Address	Year Issued	Category	Building Type	Construction Type	Estimated Value
264 WESTBANK TRAIL , STONEY CREEK	2014	Residential	Single Family Dwelling	New Construction	\$434,612
152 ECHOVALLEY DR , STONEY CREEK	2014	Residential	Single Family Dwelling	New Construction	\$430,000
196 ECHOVALLEY DR , STONEY CREEK	2014	Residential	Single Family Dwelling	New Construction	\$430,000
51 CRAFTER CRES	2014	Residential	Single Family Dwelling	New Construction	\$428,000
113 CRAFTER CRES	2014	Residential	Single Family Dwelling	New Construction	\$427,550
39 CRAFTER CRES	2014	Residential	Single Family Dwelling	New Construction	\$427,380
23 WINSLOW WAY , STONEY CREEK	2014	Residential	Single Family Dwelling	New Construction	\$422,927
48 WINSLOW WAY , STONEY CREEK	2014	Residential	Single Family Dwelling	New Construction	\$420,000
60 WINSLOW WAY , STONEY CREEK	2014	Residential	Single Family Dwelling	New Construction	\$420,000
2 KING ST W	2011	Commercial	Offices	New Construction	\$420,000
92 WINSLOW WAY , STONEY CREEK	2014	Residential	Single Family Dwelling	New Construction	\$417,837
44 WINSLOW WAY , STONEY CREEK	2014	Residential	Single Family Dwelling	New Construction	\$416,900
84 WINSLOW WAY , STONEY CREEK	2014	Residential	Single Family Dwelling	New Construction	\$412,000
81 WEST GLEN AVE	2014	Residential	Single Family Dwelling	New Construction	\$410,210
75 CRAFTER CRES	2014	Residential	Single Family Dwelling	New Construction	\$410,201
22 GREEN MOUNTAIN RD W	2013	Commercial	Offices	New Construction	\$410,000
30 WINSLOW WAY , STONEY CREEK	2014	Residential	Single Family Dwelling	New Construction	\$403,000
21 UPPER CENTENNIAL PKWY	2013	Commercial	Super Market	Alteration	\$401,600
131 UPPER CENTENNIAL PKWY	2012	Commercial	Retail Complex/Plaza/Mall	Tenant Improve	\$400,000
351 ISAAC BROCK DR	2012	Residential	Retirement Homes	Addition	\$400,000
110 AUBREY AVE	2012	Residential	Single Family Dwelling	New Construction	\$400,000
16 BELLROYAL CRES	2012	Residential	Single Family Dwelling	New Construction	\$390,000
283 PENNY LANE	2012	Residential	Single Family Dwelling	New Construction	\$390,000
8 BELLROYAL CRES	2012	Residential	Single Family Dwelling	New Construction	\$390,000
275 PENNY LANE	2013	Residential	Single Family Dwelling	New Construction	\$386,000
12 BELLROYAL CRES	2012	Residential	Single Family Dwelling	New Construction	\$385,000
87 HILLCROFT DR	2012	Residential	Single Family Dwelling	New Construction	\$384,000
170 FIRST RD W	2011	Residential	Single Family Dwelling	New Construction	\$384,000
1105 PARAMOUNT DR	2012	Institutional	Elementary School	Addition (NR)	\$383,700
212 FIRST RD W	2013	Residential	Single Family Dwelling	New Construction	\$381,400
35 WINSLOW WAY , STONEY CREEK	2014	Residential	Single Family Dwelling	New Construction	\$381,000
36 WEATHERING HEIGHTS	2013	Residential	Single Family Dwelling	New Construction	\$380,200
12 WEATHERING HEIGHTS	2013	Residential	Single Family Dwelling	New Construction	\$375,300
107 PENNY LANE	2012	Residential	Single Family Dwelling	New Construction	\$375,300
105 CRAFTER CRES	2014	Residential	Single Family Dwelling	New Construction	\$375,200
43 CRAFTER CRES	2014	Residential	Single Family Dwelling	New Construction	\$375,200
55 CRAFTER CRES	2014	Residential	Single Family Dwelling	New Construction	\$375,200
67 CRAFTER CRES	2014	Residential	Single Family Dwelling	New Construction	\$375,200
127 GATESTONE DR	2014	Institutional	Elementary School	Addition (NR)	\$375,000
53 TRAFALGAR DR	2013	Residential	Single Family Dwelling	New Construction	\$375,000
197 ECHOVALLEY DR , STONEY CREEK	2014	Residential	Single Family Dwelling	New Construction	\$374,000
276 WESTBANK TRAIL , STONEY CREEK	2014	Residential	Single Family Dwelling	New Construction	\$373,292
259 WESTBANK TRAIL , STONEY CREEK	2014	Residential	Single Family Dwelling	New Construction	\$365,973
4 THORNBURY CRT , STONEY CREEK	2014	Residential	Single Family Dwelling	New Construction	\$365,000
101 CRAFTER CRES	2014	Residential	Single Family Dwelling	New Construction	\$362,900
436 OLD MUD ST	2012	Residential	Single Family Dwelling	New Construction	\$360,591
80 WINSLOW WAY , STONEY CREEK	2014	Residential	Single Family Dwelling	New Construction	\$360,000
54 TRAFALGAR DR	2013	Residential	Single Family Dwelling	New Construction	\$360,000

Address	Year Issued	Category	Building Type	Construction Type	Estimated Value
77 KING ST W	2012	Commercial	Museums	Alteration	\$360,000
430 OLD MUD ST	2012	Residential	Single Family Dwelling	New Construction	\$360,000
164 ECHOVALLEY DR , STONE	2014	Residential	Single Family Dwelling	New Construction	\$351,000
112 ECHOVALLEY DR , STONE	2014	Residential	Single Family Dwelling	New Construction	\$350,000
209 ECHOVALLEY DR , STONE	2014	Residential	Single Family Dwelling	New Construction	\$350,000
256 WESTBANK TRAIL , STON	2014	Residential	Single Family Dwelling	New Construction	\$350,000
73 WINSLOW WAY , STONEY	2014	Residential	Single Family Dwelling	New Construction	\$350,000
19 HAMPSHIRE PL	2013	Residential	Single Family Dwelling	New Construction	\$350,000
24 HAMPSHIRE PL	2013	Residential	Single Family Dwelling	New Construction	\$350,000
263 PENNY LANE	2013	Residential	Single Family Dwelling	New Construction	\$350,000
32 LECKIE AVE	2013	Residential	Single Family Dwelling	New Construction	\$350,000
63 WEATHERING HEIGHTS	2013	Residential	Single Family Dwelling	New Construction	\$350,000
835 PARAMOUNT DR	2012	Commercial	Restaurant > 30 People	Tenant Improve	\$350,000
20 BELLROYAL CRES	2012	Residential	Single Family Dwelling	New Construction	\$350,000
251 PENNY LANE	2012	Residential	Single Family Dwelling	New Construction	\$350,000
259 PENNY LANE	2012	Residential	Single Family Dwelling	New Construction	\$350,000
44 BELLROYAL CRES	2012	Residential	Single Family Dwelling	New Construction	\$350,000
52 BELLROYAL CRES	2012	Residential	Single Family Dwelling	New Construction	\$350,000
85 HILLCROFT DR	2012	Residential	Single Family Dwelling	New Construction	\$350,000
26 BATTLEFIELD DR	2011	Residential	Single Family Dwelling	New Construction	\$350,000
69 WINSLOW WAY , STONEY	2014	Residential	Single Family Dwelling	New Construction	\$347,000
442 OLD MUD ST	2011	Residential	Single Family Dwelling	New Construction	\$346,000
424 OLD MUD ST	2012	Residential	Single Family Dwelling	New Construction	\$345,720
125 CRAFTER CRES	2014	Residential	Single Family Dwelling	New Construction	\$344,000
53 WEST GLEN AVE	2014	Residential	Single Family Dwelling	New Construction	\$344,000
93 WEST GLEN AVE	2014	Residential	Single Family Dwelling	New Construction	\$344,000
101 ECHOVALLEY DR , STONE	2014	Residential	Semi-Detached Dwelling	New Construction	\$343,800
840 QUEENSTON RD	2012	Commercial	Retail Complex/Plaza/Mall	Alteration	\$333,333
247 UP MT ALBION RD	2013	Residential	Single Family Dwelling	New Construction	\$332,976
59 THORNBURY CRT , STONE	2014	Residential	Single Family Dwelling	New Construction	\$330,000
65 WINSLOW WAY , STONEY	2014	Residential	Single Family Dwelling	New Construction	\$330,000
65 WINSLOW WAY , STONEY	2014	Residential	Single Family Dwelling	New Construction	\$330,000
7 THORNBURY CRT , STONEY	2014	Residential	Single Family Dwelling	New Construction	\$330,000
260 PENNY LANE	2013	Residential	Single Family Dwelling	New Construction	\$330,000
4 BELLROYAL CRES	2012	Residential	Single Family Dwelling	New Construction	\$330,000
35 CRAFTER CRES	2014	Residential	Single Family Dwelling	New Construction	\$325,320
52 WEST GLEN AVE	2014	Residential	Single Family Dwelling	New Construction	\$325,320
121 TRAFALGAR DR	2013	Residential	Single Family Dwelling	New Construction	\$325,000
160 BELLROYAL CRES	2013	Residential	Single Family Dwelling	New Construction	\$325,000
111 PENNY LANE	2012	Residential	Single Family Dwelling	New Construction	\$325,000
28 BELLROYAL CRES	2012	Residential	Single Family Dwelling	New Construction	\$325,000
36 BELLROYAL CRES	2012	Residential	Single Family Dwelling	New Construction	\$325,000
128 ECHOVALLEY DR , STONE	2014	Residential	Single Family Dwelling	New Construction	\$324,400
156 BELLROYAL CRES	2012	Residential	Single Family Dwelling	New Construction	\$324,234
175 ECHOVALLEY DR , STONE	2014	Residential	Semi-Detached Dwelling	New Construction	\$323,300
109 CRAFTER CRES	2014	Residential	Single Family Dwelling	New Construction	\$320,000
60 WEST GLEN AVE	2014	Residential	Single Family Dwelling	New Construction	\$320,000
68 WINSLOW WAY , STONEY	2014	Residential	Single Family Dwelling	New Construction	\$320,000

Address	Year Issued	Category	Building Type	Construction Type	Estimated Value
69 WEST GLEN AVE	2014	Residential	Single Family Dwelling	New Construction	\$320,000
76 WEST GLEN AVE	2014	Residential	Single Family Dwelling	New Construction	\$320,000
85 WEST GLEN AVE	2014	Residential	Single Family Dwelling	New Construction	\$320,000
88 WEST GLEN AVE	2014	Residential	Single Family Dwelling	New Construction	\$320,000
104 ECHOVALLEY DR , STONE	2014	Residential	Single Family Dwelling	New Construction	\$317,800
57 WEST GLEN AVE	2014	Residential	Single Family Dwelling	New Construction	\$315,000
63 CRAFTER CRES	2014	Residential	Single Family Dwelling	New Construction	\$315,000
28 WEATHERING HEIGHTS	2013	Residential	Single Family Dwelling	New Construction	\$310,000
68 WEATHERING HEIGHTS	2013	Residential	Single Family Dwelling	New Construction	\$310,000
235 PENNY LANE	2012	Residential	Single Family Dwelling	New Construction	\$310,000
248 PENNY LANE	2012	Residential	Single Family Dwelling	New Construction	\$310,000
423 OLD MUD ST	2012	Residential	Single Family Dwelling	New Construction	\$310,000
24 BELLROYAL CRES	2012	Residential	Single Family Dwelling	New Construction	\$308,000
32 WEATHERING HEIGHTS	2013	Residential	Single Family Dwelling	New Construction	\$307,900
40 WEATHERING HEIGHTS	2013	Residential	Single Family Dwelling	New Construction	\$306,000
101 TRAFALGAR DR	2013	Residential	Single Family Dwelling	New Construction	\$305,000
113 TRAFALGAR DR	2013	Residential	Single Family Dwelling	New Construction	\$305,000
16 WEATHERING HEIGHTS	2013	Residential	Single Family Dwelling	New Construction	\$305,000
31 WEATHERING HEIGHTS	2013	Residential	Single Family Dwelling	New Construction	\$305,000
39 WEATHERING HEIGHTS	2013	Residential	Single Family Dwelling	New Construction	\$305,000
44 WEATHERING HEIGHTS	2013	Residential	Single Family Dwelling	New Construction	\$305,000
105 TRAFALGAR DR	2013	Residential	Single Family Dwelling	New Construction	\$304,000
114 TRAFALGAR DR	2013	Residential	Single Family Dwelling	New Construction	\$304,000
122 TRAFALGAR DR	2013	Residential	Single Family Dwelling	New Construction	\$304,000
15 WEATHERING HEIGHTS	2013	Residential	Single Family Dwelling	New Construction	\$304,000
23 WEATHERING HEIGHTS	2013	Residential	Single Family Dwelling	New Construction	\$304,000
4 WEATHERING HEIGHTS	2013	Residential	Single Family Dwelling	New Construction	\$304,000
43 WEATHERING HEIGHTS	2013	Residential	Single Family Dwelling	New Construction	\$304,000
47 WEATHERING HEIGHTS	2013	Residential	Single Family Dwelling	New Construction	\$304,000
60 WEATHERING HEIGHTS	2013	Residential	Single Family Dwelling	New Construction	\$304,000
7 WEATHERING HEIGHTS	2013	Residential	Single Family Dwelling	New Construction	\$304,000
115 PENNY LANE	2012	Residential	Single Family Dwelling	New Construction	\$304,000
52 WEATHERING HEIGHTS	2012	Residential	Single Family Dwelling	New Construction	\$304,000
152 BELLROYAL CRES	2012	Residential	Single Family Dwelling	New Construction	\$303,500
48 WEATHERING HEIGHTS	2014	Residential	Single Family Dwelling	New Construction	\$303,000
106 TRAFALGAR DR	2013	Residential	Single Family Dwelling	New Construction	\$303,000
55 WEATHERING HEIGHTS	2013	Residential	Single Family Dwelling	New Construction	\$303,000
144 ECHOVALLEY DR , STONE	2014	Residential	Single Family Dwelling	New Construction	\$302,800
11 WINSLOW WAY , STONEY	2014	Residential	Single Family Dwelling	New Construction	\$300,000
229 ECHOVALLEY DR , STONE	2014	Residential	Single Family Dwelling	New Construction	\$300,000
263 WESTBANK TRAIL , STON	2014	Residential	Single Family Dwelling	New Construction	\$300,000
268 WESTBANK TRAIL , STON	2014	Residential	Single Family Dwelling	New Construction	\$300,000
3 WINSLOW WAY , STONEY C	2014	Residential	Single Family Dwelling	New Construction	\$300,000
7 WINSLOW WAY , STONEY C	2014	Residential	Single Family Dwelling	New Construction	\$300,000
8 THORNBURY CRT , STONEY	2014	Residential	Single Family Dwelling	New Construction	\$300,000
88 WINSLOW WAY , STONEY	2014	Residential	Single Family Dwelling	New Construction	\$300,000
117 TRAFALGAR DR	2013	Residential	Single Family Dwelling	New Construction	\$300,000
27 WEATHERING HEIGHTS	2013	Residential	Single Family Dwelling	New Construction	\$300,000

Address	Year Issued	Category	Building Type	Construction Type	Estimated Value
144 BELLROYAL CRES	2012	Residential	Single Family Dwelling	New Construction	\$300,000
40 BELLROYAL CRES	2012	Residential	Single Family Dwelling	New Construction	\$300,000
136 SLINGER AVE	2011	Residential	Single Family Dwelling	New Construction	\$300,000



Hamilton

Contact Information

Planning & Economic Development Department
Economic Development Division

Report Author: Graeme Brown, MBA, PMP

Phone: 905-546-2424 Ext. 2363

Email: graeme.brown@hamilton.ca

